











Thank you for purchasing this quality product. Be sure to unpack carefully looking for small parts which may have come loose during shipment.

Read all instruction and study the drawing carefully before starting the assembly process.

HARDWARE PACK

NO.	DRAWING	DESCRIPTION	SIZE	QTY
A		L plate	38*28*20	2pcs
B		Screw	#8x1"	2pcs
C		Bolt	$\frac{1}{4} \times \frac{5}{8}$ "	2pcs
D		Lock washer	$\frac{1}{4} \times 12 \times 3$	2pcs
E		Flat washer	$\frac{1}{4} \times 16 \times 2$	2pcs
F		Allen key	4mm	1pc
G		Plastic wall nails	Ø9.5*38	2pcs
H		Glass pad	Ø12*2	18pcs

PART LIST

NO.	DRAWING	DESCRIPTION	QTY
①		Etagere	1pc
②		Glass	3pcs

