



Surge Protector + USB Combo 4 Pack MP1055WWSS

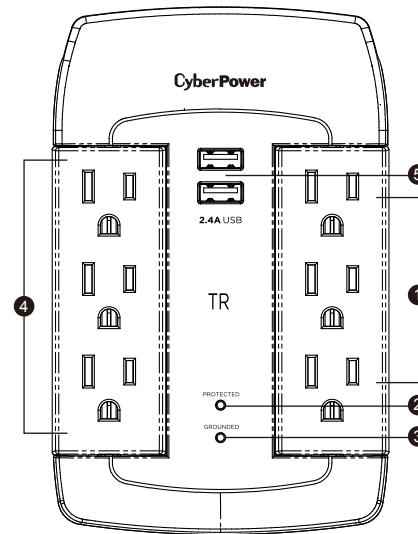
USER MANUAL

CONGRATULATIONS ON YOUR PURCHASE

Thank you for selecting the CyberPower MP1055WWSS Surge Protector + USB Combo Pack. This manual explains the features and operation of the MP1055WWSS Surge Protector + USB Combo Pack. Please take a few moments to read this manual.

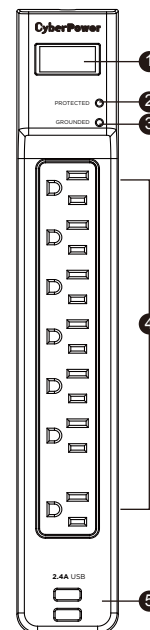
6-Outlet Surge Protector with 2 USB Ports

P6WSU



7-Outlet Surge Protector with 2 USB Ports

P704U



FEATURES

1. Six Tamper-resistant (TR) Standard Grounded Outlets
2. Surge Protected Indicator
Illuminated when the surge protection feature is working properly.
3. Ground Indicator LED
Illuminated when the ground protection feature is working properly.
4. Pivoting Outlets
Pivoting outlets for ease of use and convenience, fits standard-sized plugs.
5. USB Charging Ports* (2)
Connect and charge up to two (2) USB devices using the surge protected USB charging ports.
*USB outlets cannot be used as a USB hub. This device does not transfer data.

SPECIFICATIONS

- Model Number: P6WSU
- Outlets: 6 Standard Grounded Outlets, 2 USB Charging Ports
- Surge Protection: 1,200 Joules
- Electrical Rating: 125 V/15 A/1875 W
- USB Charger Rating: 5 V/2.4A total
- UL Clamping Voltage: UL 1449 4th/600 V (L-N, L-G, N-G)
- Maximum Peak Current: 60,000 A
- 3 AC Lines Protected: L-N: 30,000 A, L-G: 15,000 A, N-G: 15,000 A
- Response Time: Less than 1 nanosecond
- Attenuation: Up to 32 dB
- EMI/RFI Filtration: 150 kHz to 100 MHz

TROUBLESHOOTING

- If the grounded indicator does not light when you plug in the surge protector, move the surge protector to a different grounded three-prong AC outlet. If it still does not light, return the product to the retailer for assistance. If the surge protector appears to be working properly, your outlets may not be properly grounded and need to be repaired by a professional electrician. If the grounded indicator turns off after a period of use, the surge protection has been depleted. Replace your surge protector.
- If the protected indicator does not light, the surge protector's AC lines are no longer protected from surge. The surge protector may have received a power surge or spike beyond its specified limits that overloaded the protection circuitry and rendered it inactive. The surge protector has protected your connected equipment as designed, but it will not protect against future surges, and spikes. It should be replaced.
- This product is designed with Tamper-Resistant (TR) safety features. Resistance plugging into outlets may be experienced during first use.
For more information, assistance, and troubleshooting:
Phone: 1-877-297-6937 | Website: www.CPSWW.com/TR

FEATURES

1. ON/OFF Reset Control Switch and Circuit Breaker
Controls power to all outlets. The switch is also a 15 A breaker. When an overload occurs, it will automatically switch off. To resume operation, ensure the overload condition is removed and reset the surge protector by switching the unit ON.
2. Surge Protected Indicator
Illuminated when the surge protection feature is working properly.
3. Ground Indicator LED
Illuminated when the ground protection feature is working properly.
4. Standard Grounded Outlets (6) and Transformer-spaced Grounded Outlet (1)
5. USB Charging Ports* (2)
Connect and charge up to two (2) USB devices using the surge protected USB charging ports.
*USB outlets cannot be used as a USB hub. This device does not transfer data.

SPECIFICATIONS

- Model Number: P704U
- Outlets: 6 Standard and 1 Transformer-spaced Grounded Outlets, 2 USB Charging Ports
- Plug Type: Flat
- Cord Length: 4 ft
- Surge Protection: 1,200 Joules
- Electrical Rating: 125 V/15 A/1875 W
- USB Charger Rating: 5 V/2.4A total
- UL Clamping Voltage: UL 1449 4th/600 V (L-N, L-G, N-G)
- Maximum Peak Current: 60,000 A
- 3 AC Lines Protected: L-N: 30,000 A, L-G: 15,000 A, N-G: 15,000 A
- Response Time: Less than 1 nanosecond
- Attenuation: Up to 32dB
- EMI/RFI Filtration: 150 kHz to 100 MHz
- Circuit Breaker: Resettable 15 Amp

TROUBLESHOOTING

- If the ON/OFF is switched OFF, the 15 Amp circuit breaker may have tripped. Examine your connected equipment and remove the device that is overloading the circuit. Then, turn the ON/OFF switch back to RESET.
- If the grounded indicator does not light when you plug in the surge protector, move the surge protector to a different grounded three-prong AC outlet. If it still does not light, return the product to the retailer for assistance. If the surge protector appears to be working properly, your outlets may not be properly grounded and need to be repaired by a professional electrician. If the grounded indicator turns off after a period of use, the surge protection has been depleted. Replace your surge protector.
- If the protected indicator does not light, the surge protector's AC lines are no longer protected from surge. The surge protector may have received a power surge or spike beyond its specified limits that overloaded the protection circuitry and rendered it inactive. The surge protector has protected your connected equipment as designed, but it will not protect against future surges, and spikes. It should be replaced.

CAUTION

TO REDUCE THE RISK OF ELECTRIC SHOCK - Use only in dry locations and only indoors. **DO NOT** plug into another relocatable power tap. **DO NOT** “daisy chain” surge protectors. **DO NOT** use with any aquarium equipment. **DO NOT** use if properly grounded outlets are not available. **DO NOT** install this device if there is less than 10 meters (30 feet) or more of wire between the electrical outlet and electrical service panel. **DO NOT** use for medical or life support equipment. This device features an internal protection that will disconnect the surge protective component at the end of its useful life, but it will maintain unprotected power to the load.

TECHNICAL SUPPORT

Please contact our Tech Support Department with installation, troubleshooting, or general product questions.

- Phone: 1-877-297-6937
- Email: tech@cpsww.com
- Hours of Operation: Monday – Friday 7:00am – 6:00pm CST

LIMITED LIFETIME WARRANTY AND CONNECTED EQUIPMENT GUARANTEE

Read the following terms and conditions carefully before using the CyberPower MP1055WWSS (the “product”). By using the product, you consent to be bound by the terms and conditions of this limited lifetime warranty and connected equipment guarantee (together referred to as this “warranty”). IF YOU DO NOT AGREE TO THE TERMS AND CONDITIONS OF THIS WARRANTY, YOU SHOULD RETURN THE PRODUCT FOR A FULL REFUND PRIOR TO USING IT.

Who is providing this warranty, and what does it cover?

Cyber Power Systems (USA), Inc. (“CyberPower”) provides this limited lifetime warranty. It only covers the original purchaser and ends if you no longer own the product. This warranty covers defects in materials and workmanship in the product under normal use and conditions. It also covers equipment connected to the product and damaged because of the failure of the product. This warranty covers the product and connected equipment for as long as you own the product.

How do you open a connected equipment claim?

1. Call us at (877) 297-6937, or write to us at:
Cyber Power Systems (USA), Inc.
4241 12th Avenue East, Suite 400
Shakopee, MN 55379,
or send us an email at claims@cpsww.com within 10 days of the occurrence for instructions.
2. When you contact CyberPower, identify the product, the purchase date, and the item(s) of connected equipment. Have information on all applicable insurance or other resources of recovery/payment that are available to the initial customer, and request a claim number.
3. You must provide a dated purchase receipt (or other proof of the original purchase) for the CyberPower unit and connected equipment. You also need to provide a description of the damage to your connected equipment.
4. Pack and ship the product to CyberPower and the item(s) of connected equipment, a repair cost estimate for the damage to the connected equipment, and all claim forms that CyberPower provides to you. Show the claim number on the shipping label, or include it with the product. You must prepay all shipping costs. You are responsible for packaging and shipment, and you must pay the cost of the repair estimate.

What will CyberPower do to correct problems?

CyberPower will inspect and examine the product. If the product is defective in material or workmanship, CyberPower will replace it at CyberPower’s expense, or CyberPower will refund the full purchase price you paid for the product (purchase receipt showing price paid is required). If the product failed to protect any equipment plugged into it, we will also send you forms for making your claim for the connected equipment. We will repair or replace the equipment that was damaged because of the failure of the product or pay you the fair market value (NOT REPLACEMENT COST), of the equipment at of the time of the damage. We will use Orion Blue Book, another third-party valuation guide, eBay, Craigslist, or other source to establish that amount. Our maximum liability is limited to \$75,000 for the P704U and \$75,000 for the P6WSU.

Who pays for shipping?

We pay shipping when we send items to you; you pay when you send items to us.

What are some things this Warranty does not cover?

1. THIS WARRANTY DOES NOT COVER: ANY SOFTWARE THAT WAS DAMAGED, SOFTWARE THAT NEEDS TO BE REPLACED DUE TO THE FAILURE OF THE PRODUCT, OR ANY DATA THAT IS LOST AS A RESULT OF THE FAILURE. THIS WARRANTY DOES NOT COVER THE RESTORATION OF DATA OR RECORDS, OR THE REINSTALLATION OF SOFTWARE.
2. This warranty does not cover: misuse, modification, operation or storage outside of the environmental limits of the product or the equipment connected to it. It does not cover damage while in transit or in storage; if there has been improper operation or maintenance, or use with items not designed or intended for use with the product, such as laser printers, appliances, aquariums, medical, or life support devices, etc.

What are the other limitations?

The sole and exclusive remedies of the initial customer are those provided by this warranty.

1. This warranty does not apply unless the product and the connected equipment were connected to properly wired and grounded outlets (including compliance with electrical and safety codes of the most current electrical code), without the use of any adapters or other connectors.
2. The product must have been plugged directly into the power source. The equipment connected to the product must be directly connected in the product, not “daisy chained” together in serial fashion with any extension cords, another product, or device similar to the product, surge suppressor, or power tap. Any such installation voids the warranty.
3. The product and connected equipment must have been used properly in a suitable environment, in conformance with any applicable license, instruction manual, or warnings.
4. The product must have been used at all times within the limitations on the product’s maximum rated wattage.

Where can I get more information?

Contact us at:
Cyber Power Systems (USA), Inc.
4241 12th Avenue East, Suite 400
Shakopee, MN 55379;
Call us at (877) 297-6937;
Send us an email at claims@cpsww.com.

PRODUCT REGISTRATION

Prompt product registration assures coverage under the limited warranty, and also allows the opportunity of notifications for product enhancements, upgrades, and other announcements.

Registration is quick and easy. Go to the Product Registration Page at CyberPowerSystems.com/registration.

CONTACT INFORMATION

Cyber Power Systems (USA), Inc.
4241 12th Avenue East, Suite 400
Shakopee, MN 55379
Toll-free: 1-877-297-6937 | CyberPowerSystems.com

CONFORMANCE APPROVALS




This device complies with Part 15 of the FCC Rules. Operation is subject to the following two conditions: (1) this device may not cause harmful interference, and (2) this device must accept any interference received, including interference that may cause undesired operation.

This equipment has been tested and found to comply with the limits for a Class B digital device, pursuant to Part 15 of the FCC Rules. These limits are designed to provide reasonable protection against harmful interference in a residential installation. This equipment generates, uses, and can radiate radio frequency energy and, if not installed and used in accordance with the instructions, may cause harmful interference to radio communications. However, there is no guarantee that interference will not occur in a particular installation. If this equipment does cause harmful interference to radio or television reception, which can be determined by turning the equipment off and on, the user is encouraged to try to correct the interference by one or more of the following measures:

- Reorient or relocate the receiving antenna.
- Increase the separation between the equipment and receiver.
- Connect the equipment into an outlet on a circuit different from that to which the receiver is connected.
- Consult the dealer or an experienced radio/TV technician for help.

WARNING: Changes or modifications not expressly approved by the party responsible for compliance could void the user’s authority to operate the equipment.

 **WARNING:** This product can expose you to chemicals including bisphenol A (BPA) and styrene (ABS), which is known to the State of California to cause reproductive harm and cancer. For more information, go to www.P65Warnings.ca.gov.



Please join CyberPower in caring for the environment by recycling.



This device is manufactured using environmentally-safe procedures in compliance with the Restriction of Hazardous Substances (RoHS) directive.



UL Listed to U.S. and Canadian Safety Standards UL 1449. This product is listed to applicable U.S. and Canadian safety standards by Underwriters Laboratories Inc.



© 2019 Cyber Power Systems (USA), Inc. All rights reserved.
All other trademarks are the property of their respective owners.

CyberPowerSystems.com