



WOOD LOOK COLLECTION



Apex



Cliff



Crest

SIZES	<div></div>						
	9" x 47" 9.17" x 47.24"						
	Thickness						
	10.5mm						
	Faces						
	18						
Finish							
Matte							
Edge							
Pressed							
Grout Joint Recommendation							
3/16"							
Testing	Abrasion Resistance C1027	Breaking Strength C648	Chemical Resistance C650	Water Absorption C373	DCOF ANSI A137.1	Scratch Hardness MOHS	Shade Variation Rating
Results*	III	>250 lbf	Resistant	≤0.50%	≥0.60	7	V3

Product and Installation Details | ANSI A108.02
Section 4.3.8.2 - For running bond/brick joint patterns utilizing tiles (square or rectangular) where the side being offset is greater than 18" (nominal dimension), the running bond offset will be a maximum of 33% unless otherwise specified by the tile manufacturer. If an offset greater than 33% is specified, specifier and owner must approve mock-up and lippage.



- Sustainability Attributes
- Red List Free

• Health Product Declaration (HPD) provided upon request


• Product Packaging is 100% recyclable
- VOC Free

*For more information visit www.emser.com. Always consult a professional for proper usage and installation.

Angeles™ celebrates the beauty of nature using high-definition graphic technology to mimic the unique gradations and variances found in natural wood.

ANGELES™
Glazed Porcelain





Ardor



Fervor



Honor



Rigor



Valor


SIZES	<div></div>						
	6" x 35" 5.91" x 35.43"						
	10mm						
	10						
	Matte						
	Pressed						
Grout Joint Recommendation		3/16"					
Testing	Abrasion Resistance C1027	Breaking Strength C648	Chemical Resistance C650	Water Absorption C373	DCOF ANSI A1371	Scratch Hardness MOHS	Shade Variation Rating
Results*	III IV (Ardor)	>250 lbf	Resistant	<0.5%	>0.60	7	V2

Product and Installation Details | ANSI A108.02
Section 4.3.8.2 - For running bond/brick joint patterns utilizing tiles (square or rectangular) where the side being offset is greater than 18" (nominal dimension), the running bond offset will be a maximum of 33% unless otherwise specified by the tile manufacturer. If an offset greater than 33% is specified, specifier and owner must approve mock-up and lippage.



- Sustainability Attributes
 - Red List Free
 - Health Product Declaration (HPD) provided upon request
 - Product Packaging is 100% recyclable
- VOC Free

*For more information visit www.emser.com. Always consult a professional for proper usage and installation.



Banzai™ porcelain tile features the highly coveted wood look perfect for those who love design – from modern to classic cottage, and all styles in-between. Banzai is available in 6"x35" planks with five wood-looks.

BANZAI™
Glazed Porcelain





Erie



Nasser



Tahoe

SIZES	<div><div></div><div>8" x 34" 8.15" x 34.17"</div></div>						
	THICKNESS	10mm					
	FACES	20					
	FINISH	Matte					
	EDGE	Rectified					
Grout Joint Recommendation		1/8"					
TESTING	Abrasion Resistance C1027	Breaking Strength C648	Chemical Resistance C650	Water Absorption C373	DCOF ANSI A1371	Scratch Hardness MOHS	Shade Variation Rating
Results*	IV	>500 lbf	Resistant	≤0.50%	≥0.55	7	V4

Product and Installation Details | ANSI A108.02
Section 4.3.8.2 - For running bond/brick jointing patterns utilizing tiles (square or rectangular) where the side being offset is greater than 18" (nominal dimension), the running bond offset will be a maximum of 33% unless otherwise specified by the tile manufacturer. If an offset greater than 33% is specified, specifier and owner must approve mock-up and lippage.



- Sustainability Attributes

 - Red List Free
 - Health Product Declaration (HPD) provided upon request
 - Product Packaging is 100% recyclable
- VOC Free
 - Recycled Content 5% Pre-Consumer and 3% Post-Consumer

*For more information visit www.emser.com. Always consult a professional for proper usage and installation.

Beach Wood™ breathes life into contemporary surfaces in the form of wood look panels. Beach Wood™ consists of distinct wooden tones which evoke rich detail and texture across a variety of faces.

BEACH WOOD™

Glazed Porcelain





Gray

Sizes

8"x47"

7.76"x46.89"

Thickness

10mm

Faces

40

Finish

Matte

Edge

Rectified

Grout Joint Recommendation

3/16"

Testing	Abrasion Resistance C1027	Breaking Strength C648	Chemical Resistance C650	Water Absorption C373	DCOF ANSI A137.1	Scratch Hardness MOHS	Shade Variation Rating
Results*	IV	>650 lbf	Resistant	<0.50%	>0.50	6	V2

Product and Installation Details | ANSI A108.02

Section 4.3.8.2 - For running bond/brick joint patterns utilizing tiles (square or rectangular) where the side being offset is greater than 18" (nominal dimension), the running bond offset will be a maximum of 33% unless otherwise specified by the tile manufacturer. If an offset greater than 33% is specified, specifier and owner must approve mock-up and lippage.

Recommended 33% Offset*



*For more information visit www.emser.com. Always consult a professional for proper usage and installation.



The Building Blocks™ Wood line provides the warmth and sophistication of wood in a durable porcelain tile. Designed to blend perfectly with other Building Blocks™ products, this line provides a stylized re-creation of natural elements that create a harmonious blend of textures and sizes.

BUILDING BLOCKS™ WOOD | OAK

Glazed Porcelain





Black



Navy



Charcoal



Silver



Ivory

SIZES	<div></div>						
	8" x 47" 7.74" x 46.85"						
	Thickness	10mm					
	Faces	36					
	Finish	Matte					
	Edge	Rectified					
Grout Joint Recommendation	3/16"						
Testing	Abrasion Resistance C1027	Breaking Strength C648	Chemical Resistance C650	Water Absorption C373	DCOF ANSI A137.1	Scratch Hardness MOHS	Shade Variation Rating
Results*	II	>700 lbf	Resistant	≤0.50%	>0.50	7	V2

Product and Installation Details | ANSI A108.02
Section 4.3.8.2 - For running bond/brick joint patterns utilizing tiles (square or rectangular) where the side being offset is greater than 18" (nominal dimension), the running bond offset will be a maximum of 33% unless otherwise specified by the tile manufacturer. If an offset greater than 33% is specified, specifier and owner must approve mock-up and lippage.



- Sustainability Attributes
- Red List Free
 - Health Product Declaration (HPD) provided upon request
 - Product Packaging is 100% recyclable

• VOC Free



*For more information visit www.emser.com. Always consult a professional for proper usage and installation.

Yakedo™ replicates the sophisticated aesthetic of burnt cedar in a durable glazed porcelain plank tile. Based on the Shou Sugi Ban technique, or slight burning before installation, the worn textures create a certain dimension and strength. The way in which it reflects light from its crackled texture brings sophisticated movement and visual intrigue to interiors.

BUILDING BLOCKS™ WOOD | YAKEDO™

Glazed Body Match Porcelain





Denali



Sequoia



Yosemite



Zion

SIZES	<div></div>						
	6" x 24" 5.91" x 23.62"						
	Thickness8.8mm						
	Faces6						
	FinishMatte						
	EdgePressed						
Grout Joint Recommendation		3/16"					
Testing	Abrasion Resistance C1027	Breaking Strength C648	Chemical Resistance C650	Water Absorption C373	DCOF ANSI A137.1	Scratch Hardness MOHS	Shade Variation Rating
Results*	IV	>375 lbf	Resistant	<0.50%	>0.42	7	V3

Product and Installation Details | ANSI A108.02
Section 4.3.8.2 - For running bond/brick jointing patterns utilizing tiles (square or rectangular) where the side being offset is greater than 18" (nominal dimension), the running bond offset will be a maximum of 33% unless otherwise specified by the tile manufacturer. If an offset greater than 33% is specified, specifier and owner must approve mock-up and lippage.



- Sustainability Attributes
 - Red List Free
 - Health Product Declaration (HPD) provided upon request
 - Product Packaging is 100% recyclable
- VOC Free

*For more information visit www.emser.com. Always consult a professional for proper usage and installation.



Cabin™ beautifully replicates the subtle look of wood in durable glazed porcelain tile. Offered in neutral earthy colors to compliment your space.

CABIN™
Glazed Porcelain





Milan



London



Barcelona



Paris

Mosaics



Milan



London



Barcelona



Paris

SIZES	<div><div></div><div>12"x24"</div><div>11.81"x23.62"</div></div>			<div><div></div><div>13"x13" Mesh</div><div>12.60"x12.60"</div></div>			<div><div></div><div>3"x12"</div><div>Floor SBN</div></div>		
	9mm			8mm			9mm		
	18			N/A			N/A		
	Matte			Matte			Matte		
	Pressed			Cut			Cut/Rounded		
	1/8"			1/8"			1/8"		
TESTING	Abrasion Resistance C1027		Breaking Strength C648	Chemical Resistance C650	Water Absorption C373	DCOF ANSI A137.1	Scratch Hardness MOHS	Shade Variation Rating	
	IV		≥300 lbf	Resistant	≤0.50%	>0.60	7	V2	

Product and Installation Details | ANSI A108.02
Section 4.3.8.2 - For running bond/brick joint patterns utilizing tiles (square or rectangular) where the side being offset is greater than 18" (nominal dimension), the running bond offset will be a maximum of 33% unless otherwise specified by the tile manufacturer. If an offset greater than 33% is specified, specifier and owner must approve mock-up and lippage.



- Sustainability Attributes

- Red List Free
 - Health Product Declaration (HPD) provided upon request
 - Product Packaging is 100% recyclable
- VOC Free
 - Recycled Content 0% Pre-Consumer

*For more information visit www.emser.com. Always consult a professional for proper usage and installation.

Explorer™ is an artful blend of reclaimed wood and natural stone for an urban aesthetic. High-definition printing pairs wood striations with stone veining in soft, alluring neutrals.

EXPLORER™

Glazed Porcelain





Fir



Larch



Poplar

SIZES	<div></div>						
	8" x 35" 7.87" x 35.43"						
	10mm						
	6						
	Matte						
	Pressed						
Grout Joint Recommendation	3/16"						
Testing	Abrasion Resistance C1027	Breaking Strength C648	Chemical Resistance C650	Water Absorption C373	DCOF ANSI A1371	Scratch Hardness MOHS	Shade Variation Rating
Results*	III	>350 lbf	Resistant	<0.5%	>0.42	7	V3

- Sustainability Attributes
- Red List Free
- Health Product Declaration (HPD) provided upon request
- Product Packaging is 100% recyclable
- VOC Free

*For more information visit www.emser.com. Always consult a professional for proper usage and installation.

Heirloom™ porcelain tile offers a naturally elegant wood look, designed for both floors and walls. From traditional earthy tones to distinctly on-trend variations, expect to see colors at each end of the spectrum – both warm and cool. And in environments such as kitchens, baths and spaces exposed to moisture, wood-look tile provides both a beautiful and practical application, all at once.

HEIRLOOM™

Glazed Porcelain





Beige



Taupe



Oak

SIZES	<div></div>						
	8" x 47" 7.83" x 47.01"						
	9mm						
	8						
	Matte						
	Rectified						
Grout Joint Recommendation		5/64"					
Testing	Abrasion Resistance C1027	Breaking Strength C648	Chemical Resistance C650	Water Absorption C373	DCOF ANSI A137.1	Scratch Hardness MOHS	Shade Variation Rating
Results*	III	>250 lbf	Resistant	<0.50%	>0.60	6	V3

Product and Installation Details | ANSI A108.02
Section 4.3.8.2 - For running bond/brick joint patterns utilizing tiles (square or rectangular) where the side being offset is greater than 18" (nominal dimension), the running bond offset will be a maximum of 33% unless otherwise specified by the tile manufacturer. If an offset greater than 33% is specified, specifier and owner must approve mock-up and lippage.



Fusing old-world glamour with contemporary rustic tones, Hollywood™ adds to the collections of distinct wood-look tile. Beige and Oak colorations recall the beautiful, classic look of aged wood, while Taupe embraces cool undertones.

HOLLYWOOD™

Glazed Porcelain



FLOOR / WALL

RESIDENTIAL

COMMERCIAL

INDOOR

OUTDOOR

POOL



Canton



Brig



Rue



Maison

SIZES							
Thickness							
Faces							
Finish							
Edge							
Grout Joint Recommendation							
Testing							
Results*							

Product and Installation Details | ANSI A108.02
Section 4.3.8.2 - For running bond/brick jointing patterns utilizing tiles (square or rectangular) where the side being offset is greater than 18" (nominal dimension), the running bond offset will be a maximum of 33% unless otherwise specified by the tile manufacturer. If an offset greater than 33% is specified, specifier and owner must approve mock-up and lippage.

Recommended 33% Offset*



Larchmont™ embodies the earthy aesthetic of natural wood in a durable porcelain tile. Warm hues create an inviting atmosphere in a traditional wood plank size.

LARCHMONT™

Glazed Porcelain





White



Sand



Gray



Havana



Brown

SIZES	<div></div>						
	8" x 47" 7.83" x 47.01"						
	Thickness9mm						
	Faces20						
	FinishMatte						
	EdgeRectified						
Grout Joint Recommendation		5/64"					
Testing	Abrasion Resistance C1027	Breaking Strength C648	Chemical Resistance C650	Water Absorption C373	DCOF ANSI A137.1	Scratch Hardness MOHS	Shade Variation Rating
Results*	III	>350 lbf	Resistant	<0.50%	>0.42	6	V3

Product and Installation Details | ANSI A108.02
Section 4.3.8.2 - For running bond/brick joint patterns utilizing tiles (square or rectangular) where the side being offset is greater than 18" (nominal dimension), the running bond offset will be a maximum of 33% unless otherwise specified by the tile manufacturer. If an offset greater than 33% is specified, specifier and owner must approve mock-up and lippage.



Inspired by rustic wood, Legacy™ is a glazed porcelain series available in earthy colors and a trending plank format.

LEGACY™

Glazed Porcelain





Arden



Dover



Hester

SIZES	<div></div>						
	9" x 36" 8.96" x 36.02"						
	9.2mm						
	6						
	Matte						
	Pressed						
Grout Joint Recommendation		3/16"					
TESTING	Abrasion Resistance C1027	Breaking Strength C648	Chemical Resistance C650	Water Absorption C373	DCOF ANSI A1371	Scratch Hardness MOHS	Shade Variation Rating
	Check Website	>350	Resistant	<0.5%	>0.42	7	V1

Product and Installation Details | ANSI A108.02 Section 4.3.8.2 - For running bond/brick joint patterns utilizing tiles (square or rectangular) where the side being offset is greater than 18" (nominal dimension), the running bond offset will be a maximum of 33% unless otherwise specified by the tile manufacturer. If an offset greater than 33% is specified, specifier and owner must approve mock-up and lippage.



- Sustainability Attributes
- Red List Free
 - Health Product Declaration (HPD) provided upon request
 - Product Packaging is 100% recyclable

• VOC Free



*For more information visit www.emser.com. Always consult a professional for proper usage and installation.

Lynbrook™ channels the beauty of nature with the benefits of tile. This elegant series pays attention to every detail, from the meticulous duplication of graining to the three sophisticated colors available. This wood-look tile brings nature indoors and turns any room into a warm and cozy retreat.

LYNBROOK™

Glazed Porcelain





Hikari



Daku



Shiro



Gure



Oxford

SIZES	<div></div>						
	8" x 35" 7.87" x 35.43"						
	10mm						
	9						
	Matte						
	Pressed						
Grout Joint Recommendation		3/16"					
Testing	Abrasion Resistance C1027	Breaking Strength C648	Chemical Resistance C650	Water Absorption C373	DCOF ANSI A137.1	Scratch Hardness MOHS	Shade Variation Rating
Results*	IV	>500 lbf	Resistant	<0.50%	>0.55	7	V2

Product and Installation Details | ANSI A108.02
Section 4.3.8.2 - For running bond/brick joint patterns utilizing tiles (square or rectangular) where the side being offset is greater than 18" (nominal dimension), the running bond offset will be a maximum of 33% unless otherwise specified by the tile manufacturer. If an offset greater than 33% is specified, specifier and owner must approve mock-up and lippage.



- Sustainability Attributes

 - Red List Free
 - Health Product Declaration (HPD) provided upon request
 - Product Packaging is 100% recyclable
- VOC Free
 - Recycled Content 0% Post-Consumer

*For more information visit www.emser.com. Always consult a professional for proper usage and installation.

Mokuzai II™ captures a timber-inspired design in a porcelain tile. Through high-definition printing, vivid detail is used to achieve appealing wood tones in large format planks.

MOKUZAI II™

Glazed Porcelain





Ivory



Silver

SIZES	<div></div>						
	8" x 24" 7.87" x 23.62"						
	Thickness 8.5mm						
	Faces 9						
	Finish Matte						
	Edge Pressed						
Grout Joint Recommendation		3/16"					
TESTING	Abrasion Resistance C1027	Breaking Strength C648	Chemical Resistance C650	Water Absorption C373	DCOF ANSI A137.1	Scratch Hardness MOHS	Shade Variation Rating
Results*	III	>250 lbf	Resistant	<10.0%	>0.42	7	V2

Product and Installation Details | ANSI A108.02
Section 4.3.8.2 - For running bond/brick joint patterns utilizing tiles (square or rectangular) where the side being offset is greater than 18" (nominal dimension), the running bond offset will be a maximum of 33% unless otherwise specified by the tile manufacturer. If an offset greater than 33% is specified, specifier and owner must approve mock-up and lippage.



- Sustainability Attributes
 - Red List Free
 - Health Product Declaration (HPD) provided upon request
 - Product Packaging is 100% recyclable
- VOC Free

*For more information visit www.emser.com. Always consult a professional for proper usage and installation.

Moriyo™ offers a clean and stylish look that captures the subtle beauty of natural wood in a durable ceramic tile. The soft grain and neutral color palette makes an elegant, yet relaxed, statement. Offered in an 8x24 plank, this Nordic inspired beauty will make a timeless design statement in any setting.

MORIYO™
Glazed Ceramic



ALL

AL 

AL

OR



Dawn



Sunrise



Evening

Sizes

8" x 47"

7.87" x 47.24"

Thickness

9.3mm

Faces

20

Finish

Matte

Edge

Rectified

Grout Joint Recommendation

3/16"

Testing

Abrasion Resistance
C1027

Breaking Strength
C648

Chemical Resistance
C650

Water Absorption
C373

DCOF ANSI
A137.1

Scratch Hardness
MOHS

Shade Variation
Rating

Results*

IV

>500 lbf

Resistant

<0.5%

>0.60

8

V4

Product and Installation Details | ANSI A108.02

Section 4.3.8.2 - For running bond/brick joint patterns utilizing tiles (square or rectangular) where the side being offset is greater than 18" (nominal dimension), the running bond offset will be a maximum of 33% unless otherwise specified by the tile manufacturer. If an offset greater than 33% is specified, specifier and owner must approve mock-up and lippage.

Recommended 33% Offset*



Sustainability Attributes

*For more information visit www.emser.com. Always consult a professional for proper usage and installation.



Orchard™ offers the beautiful timeless look of hardwood in stylish colors with the added benefits of porcelain. The graphic details of the warm, earthy colors achieve realistic wood textures in a modish plank size.

ORCHARD™
Glazed Porcelain





Smoke



Oak



Gray

SIZES								
								
	6"x36" 5.91"x35.43"				6"x24" 5.91"x23.62"			
	Thickness 10mm				10.5mm			
	Faces 20				20			
	Finish Matte				Matte			
Grout Joint Recommendation	Edge Pressed				Pressed			
	3/16"				3/16"			
Testing	Abrasion Resistance C1027	Breaking Strength C648	Chemical Resistance C650	Water Absorption C373	DCOF ANSI A1371	Scratch Hardness MOHS	Shade Variation Rating	
Results*	IV	>250 lbf	Resistant	<0.50%	>0.60	7	V2	

Product and Installation Details | ANSI A108.02
Section 4.3.8.2 - For running bond/brick joining patterns utilizing tiles (square or rectangular) where the side being offset is greater than 18" (nominal dimension), the running bond offset will be a maximum of 33% unless otherwise specified by the tile manufacturer. If an offset greater than 33% is specified, specifier and owner must approve mock-up and lippage.



-  Sustainability Attributes
 - Red List Free
 - Health Product Declaration (HPD) provided upon request
 - Product Packaging is 100% recyclable
- VOC Free
 - Recycled Content 0% Pre- and Post-Consumer

*For more information visit www.emser.com. Always consult a professional for proper usage and installation.

Pocono™ mimics the unique gradations and variances found in natural wood. This series is offered in sizes inspired by natural wood flooring and durable glazed porcelain.

POCONO™
Glazed Porcelain





Acero



Bosso



Cedro



Olmo

SIZES	<div><div></div><div>7" x 22" 7.13" x 21.68"</div></div>						
	Thickness8.9mm						
	Faces12						
	FinishMatte						
	EdgePressed						
	Grout Joint Recommendation3/16"						
TESTING	Abrasion Resistance C1027	Breaking Strength C648	Chemical Resistance C650	Water Absorption C373	DCOF ANSI A1371	Scratch Hardness MOHS	Shade Variation Rating
Results*	II	>350 lbf	Resistant	<7.0%	>0.42	6	V3

Product and Installation Details | ANSI A108.02
Section 4.3.8.2 - For running bond/brick jointing patterns utilizing tiles (square or rectangular) where the side being offset is greater than 18" (nominal dimension), the running bond offset will be a maximum of 33% unless otherwise specified by the tile manufacturer. If an offset greater than 33% is specified, specifier and owner must approve mock-up and lippage.

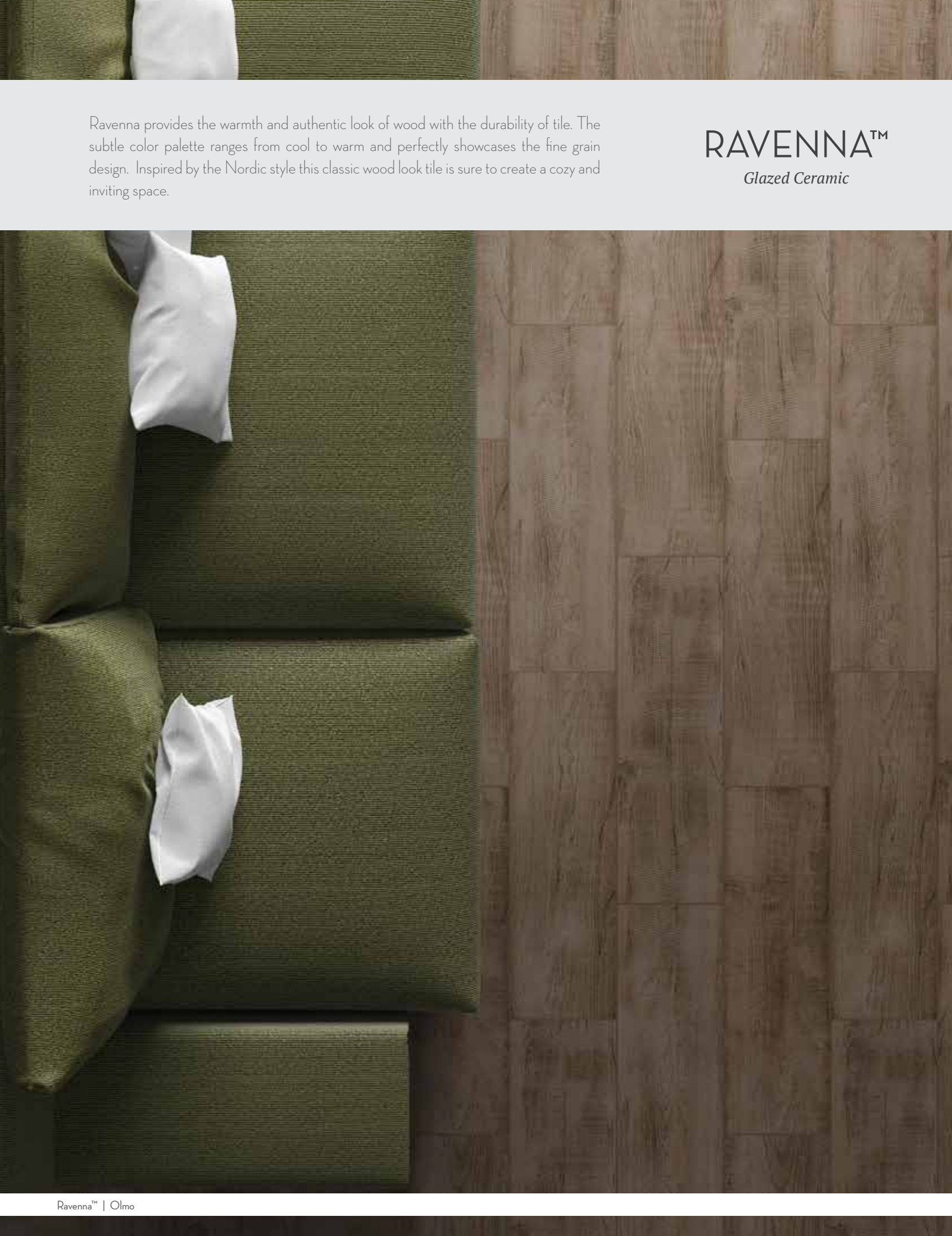


- Sustainability Attributes
- Red List Free

• Health Product Declaration (HPD) provided upon request

• Product Packaging is 100% recyclable
- VOC Free

*For more information visit www.emser.com. Always consult a professional for proper usage and installation.



Ravenna provides the warmth and authentic look of wood with the durability of tile. The subtle color palette ranges from cool to warm and perfectly showcases the fine grain design. Inspired by the Nordic style this classic wood look tile is sure to create a cozy and inviting space.

RAVENNA™

Glazed Ceramic

- FLOOR / WALL
- RESIDENTIAL
- COMMERCIAL
- INDOOR
- OUTDOOR
- POOL



Taupe

SIZES	<div></div>						
	9" x 36" 8.96" x 36.02"						
	Thickness9.2mm						
	Faces6						
	FinishMatte						
	EdgePressed						
Grout Joint Recommendation	3/16"						
Testing	Abrasion Resistance C1027	Breaking Strength C648	Chemical Resistance C650	Water Absorption C373	DCOF ANSI A137.1	Scratch Hardness MOHS	Shade Variation Rating
Results*	IV	>250 lbf	Resistant	<0.50%	>0.42	6	V3

Product and Installation Details | ANSI A108.02
Section 4.3.8.2 - For running bond/brick jointing patterns utilizing tiles (square or rectangular) where the side being offset is greater than 18" (nominal dimension), the running bond offset will be a maximum of 33% unless otherwise specified by the tile manufacturer. If an offset greater than 33% is specified, specifier and owner must approve mock-up and lippage.



Sanctuary II™ reflects the simplistic beauty of natural wood grains in a durable glazed porcelain tile. A warm neutral with rustic undertones brings a quiet elegance for an inviting retreat. Subtle visual and tactile textures elongate surfaces for a versatile, sophisticated linear design.

SANCTUARY II™

Glazed Porcelain



- FLOOR / WALL
- RESIDENTIAL
- COMMERCIAL
- INDOOR
- OUTDOOR
- POOL



Gray



Taupe



Brown

SIZES	<div></div>						
	8" x 45" 7.89" x 44.88"						
	10.5mm						
	12						
	Matte						
	Rectified						
Grout Joint Recommendation		3/16"					
Testing	Abrasion Resistance C1027	Breaking Strength C648	Chemical Resistance C650	Water Absorption C373	DCOF ANSI A137.1	Scratch Hardness MOHS	Shade Variation Rating
Results*	IV	>700 lbf	Resistant	≤0.50%	>0.55	6	V2

Product and Installation Details | ANSI A108.02
Section 4.3.8.2 - For running bond/brick joint patterns utilizing tiles (square or rectangular) where the side being offset is greater than 18" (nominal dimension), the running bond offset will be a maximum of 33% unless otherwise specified by the tile manufacturer. If an offset greater than 33% is specified, specifier and owner must approve mock-up and lippage.



- Sustainability Attributes
- Red List Free
 - Health Product Declaration (HPD) provided upon request
 - Product Packaging is 100% recyclable
- VOC Free
 - Recycled Content 0% Pre- and Post-Consumer

*For more information visit www.emser.com. Always consult a professional for proper usage and installation.

Theory™ is a glazed porcelain series inspired by the look of distressed wood, adding interest to any floor or wall application.

THEORY™

Glazed Porcelain






Force



Rate



Pulse

Sizes

Thickness

11mm

Faces

3

Finish

Matte

Edge

Rectified

Grout Joint Recommendation

5/64"

Testing	Abrasion Resistance C1027	Breaking Strength C648	Chemical Resistance C650	Water Absorption C373	DCOF ANSI A137.1	Scratch Hardness MOHS	Shade Variation Rating
Results*	III	≥850 lbf	Resistant	≤0.50%	>0.55	7	V2

Product and Installation Details | ANSI A108.02
 Section 4.3.8.2 - For running bond/brick joint patterns utilizing tiles (square or rectangular) where the side being offset is greater than 18" (nominal dimension), the running bond offset will be a maximum of 33% unless otherwise specified by the tile manufacturer. If an offset greater than 33% is specified, specifier and owner must approve mock-up and lippage.

Recommended 33% Offset*

 Sustainability Attributes

*For more information visit www.emser.com. Always consult a professional for proper usage and installation.

Velocity™ uniquely displays the varied colors and textures of distressed wood. A popular chevron pairs natural and painted wood tones for rustic, yet modern appeal. Plank tiles invite creative layouts for geometric designs that play on patterns.

VELOCITY™

Glazed Porcelain



- FLOOR / WALL
- RESIDENTIAL
- COMMERCIAL
- INDOOR
- OUTDOOR
- POOL



Gray



Latte



Honey


SIZES	<div></div>						
	8" x 47" 7.87" x 47.24"						
	Thickness8mm						
	Faces16						
	FinishMatte						
	EdgePressed						
Grout Joint Recommendation	3/16"						
Testing	Abrasion Resistance C1027	Breaking Strength C648	Chemical Resistance C650	Water Absorption C373	DCOF ANSI A137.1	Scratch Hardness MOHS	Shade Variation Rating
Results*	IV	>500 lbf	Resistant	<0.50%	>0.55	7	V3

Product and Installation Details | ANSI A108.02
Section 4.3.8.2 - For running bond/brick jointing patterns utilizing tiles (square or rectangular) where the side being offset is greater than 18" (nominal dimension), the running bond offset will be a maximum of 33% unless otherwise specified by the tile manufacturer. If an offset greater than 33% is specified, specifier and owner must approve mock-up and lippage.



- Sustainability Attributes
- Red List Free
 - Health Product Declaration (HPD) provided upon request
 - Product Packaging is 100% recyclable
- VOC Free
 - Recycled Content 0% Pre- and Post-Consumer

*For more information visit www.emser.com. Always consult a professional for proper usage and installation.



Quietly sophisticated with all the inherent benefits of tile, that's the story behind Victus™. Natural wood looks add warmth and comfort, whether your style leans more modern and minimal or traditional and timeless.

VICTUS™
Glazed Porcelain





Trav Silver



Trav Beige



Cemento Gray



Basalt Black



Tiberwood Brown



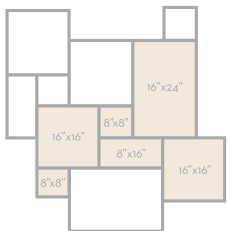
Tiberwood Gray









Ashmont Gray



Caminar White



Versailles Set
Available in
Ashmont and
Caminar Colors
Only.

SIZES	Trav Silver, Trav Beige, Cemento, Basalt & Tiberwood				Ashmont Gray & Caminar White		
							
	24"x24" 23.62"x23.62"	12"x47" 11.73"x47.05"	12"x24" Coping	24"x24" 23.50"x23.50"	16"x31" 15.63"x31.38"	Versailles Set	
	Thickness				Thickness		
	20mm	20mm	20mm	20mm	20mm	20mm	
	Faces				Faces		
	12 (Travertine) 8 (Cemento)	8	24 (Travertine) 16 (Cemento)	12	12	N/A	
Finish	Matte				Matte		
	Matte				Matte		
Edge	Rectified				Rectified		
	Rectified				Rectified		
Grout Joint Recommendation	1/8"				Check Website		
	1/8"				Check Website		
Testing	Abrasion Resistance C1027	Breaking Strength C648	Chemical Resistance C650	Water Absorption C373	DCOF ANSI A137.1	Scratch Hardness MOHS	Shade Variation Rating
	IV	≥500 lbf	Resistant	≤0.50%	>0.60	7	V2 V1 (Ashmont & Caminar)

- Sustainability Attributes
 - Red List Free
 - Health Product Declaration (HPD) provided upon request
 - Product Packaging is 100% recyclable
- VOC Free
 - Recycled Content 0% Pre- and Post-Consumer

*For more information visit www.emser.com. Always consult a professional for proper usage and installation.



Xtra™ replicates the look of concrete, wood, and stone in multiple colors. This unique collection is suitable for indoor and outdoor spaces.

XTRA™
Glazed Porcelain

