

WARNING:

Small parts and sharp points may be present prior to assembly.

Care Instructions

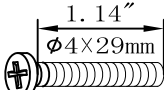
To clean your product, use mild soap and water on a damp cloth. Do not use window cleaners or cleaning abrasives as they will scratch the surface and could damage the protective coating.

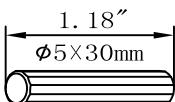
Customer Service

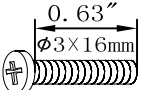
For questions regarding this product, or to receive replacement or missing parts, please contact customer service based on your location. Please have ready the model number and part number(s) located in this assembly instruction sheet when you contact us.

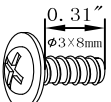
www.teamsonkids.com


HARDWARE :

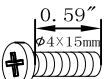
①  30PCS

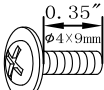
②  35PCS

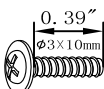
③  17PCS

④  42PCS

⑤  4PCS

⑥  3PCS

⑦  4PCS

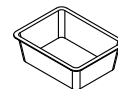
⑧  3PCS

⑨  2PCS

⑩



2PCS A10



1PC

⑪



2PCS A11



1PC

A7

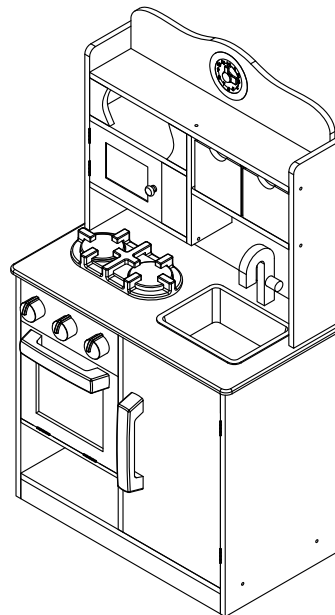


4PCS

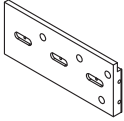
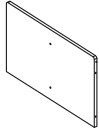
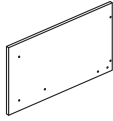
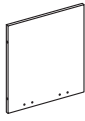
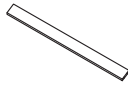




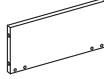
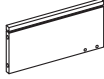


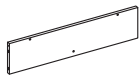

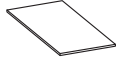
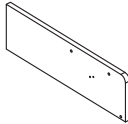
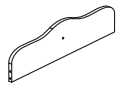

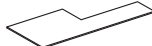
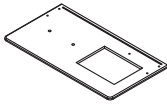

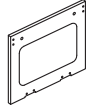

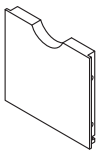
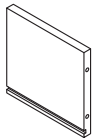
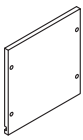

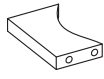

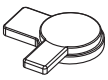
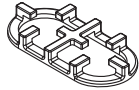
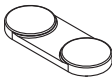
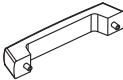
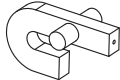

A8





4PCS



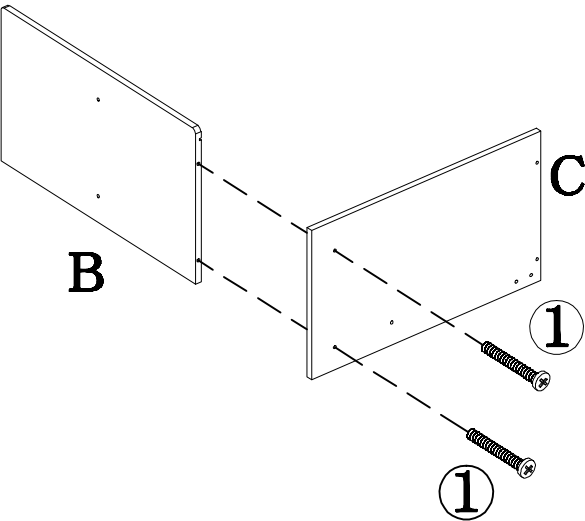
PRODUCT PARTS:

A	B	C	D	E	F
					
1PC	1PC	1PC	1PC	1PC	1PC
G	H	I	J	K	L
					
2PCS	1PC	1PC	1PC	1PC	1PC
M	N	O	P	Q	R
					
1PC	1PC	1PC	1PC	1PC	1PC
S	T	U	V	W	X
					
1PC	1PC	1PC	1PC	1PC	1PC
Y	Z	AB	AC	AD	A1
					
2PCS	2PCS	4PCS	2PCS	2PCS	3PCS
A2	A3	A4	A5	A6	A9
					
1PC	1PC	1PC	2PCS	1PC	1PC



A12	A13
	
1PC	1SET

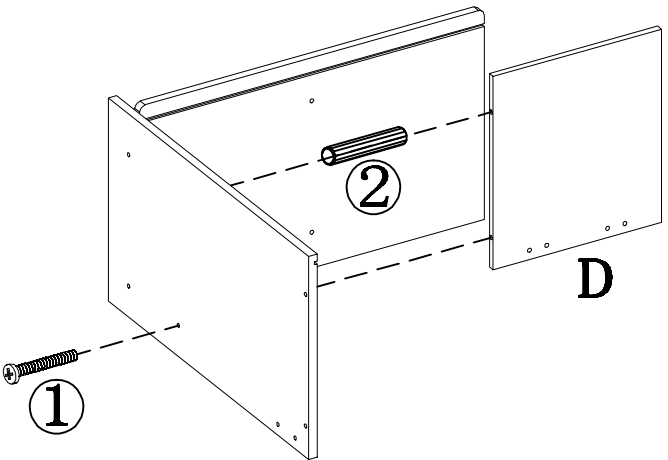
Step 1

- ①  2PCS
 $\phi 4 \times 29 \text{mm}$



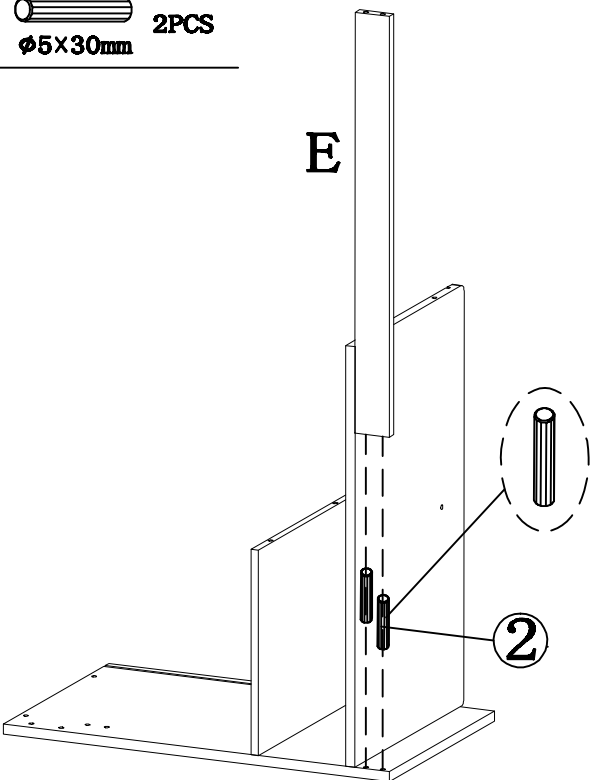
Step 2

- ①  1PC
 $\phi 4 \times 29 \text{mm}$
- ②  1PC
 $\phi 5 \times 30 \text{mm}$





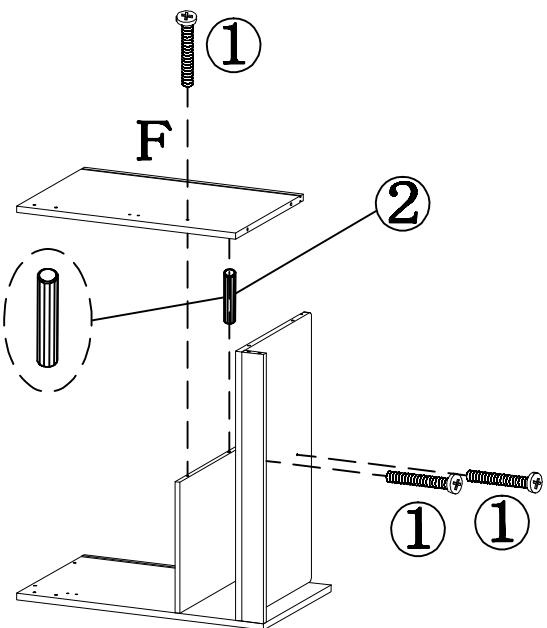
Step 3

- ②  2PCS
 $\phi 5 \times 30 \text{mm}$

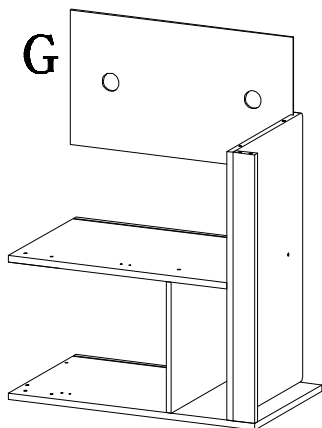


Step 4



- ①  3PCS
 $\phi 4 \times 29 \text{mm}$
- ②  1PC
 $\phi 5 \times 30 \text{mm}$

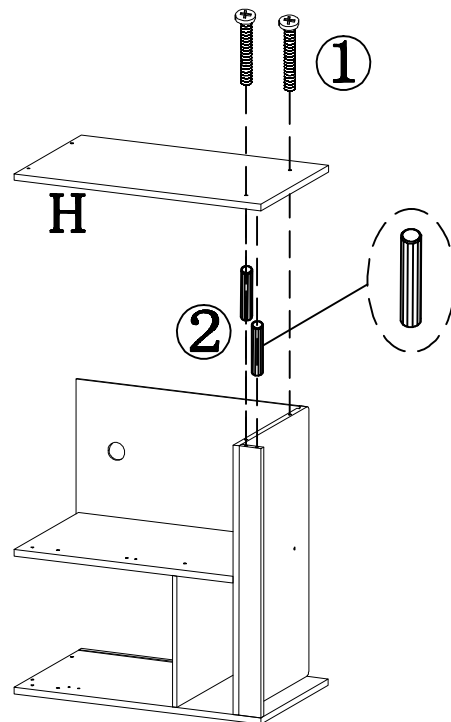


Step 5



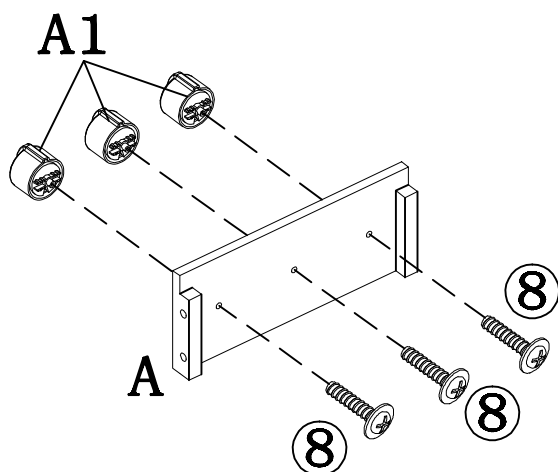
Step 6

- ①  2PCS
 $\phi 4 \times 29 \text{mm}$
- ②  2PCS
 $\phi 5 \times 30 \text{mm}$



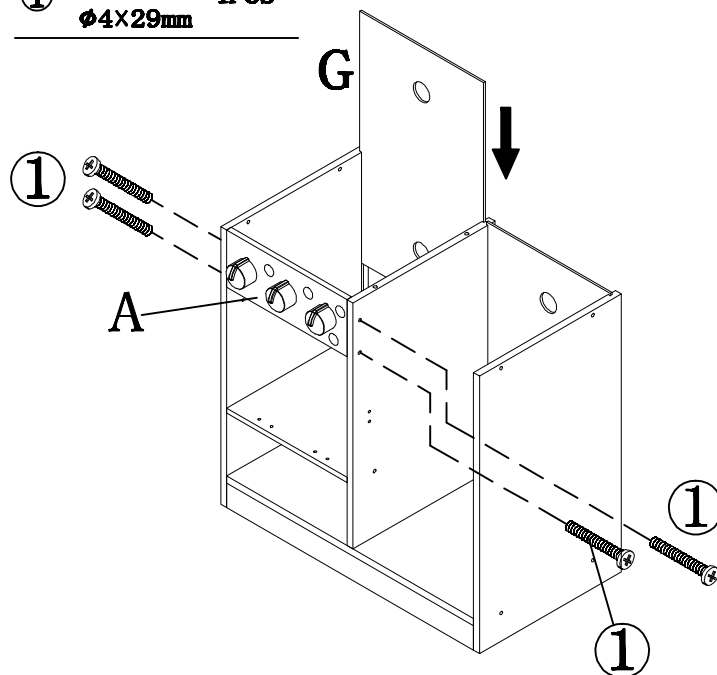
Step 7

- ⑧  3PCS
 $\phi 3 \times 10 \text{mm}$




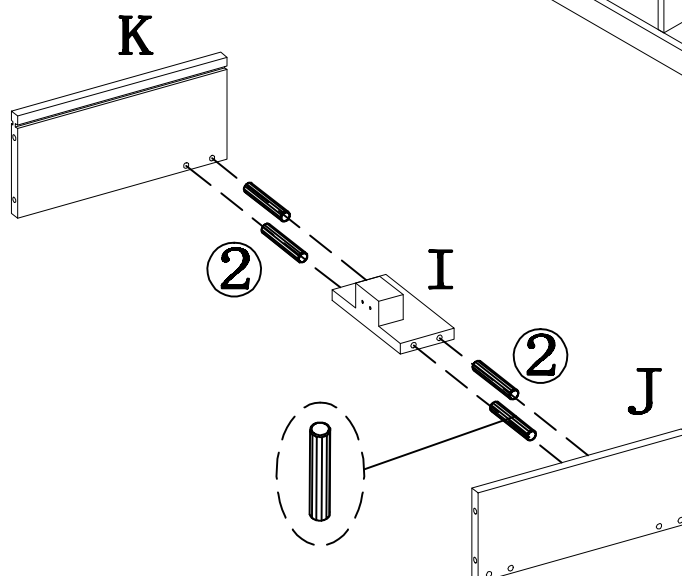
Step 8

- ①  4PCS
 $\phi 4 \times 29 \text{mm}$





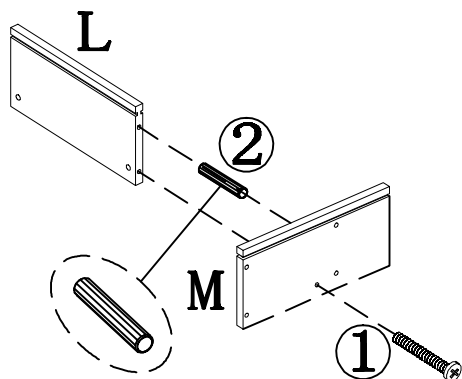
Step 9

- ②  4PCS
 $\phi 5 \times 30 \text{mm}$





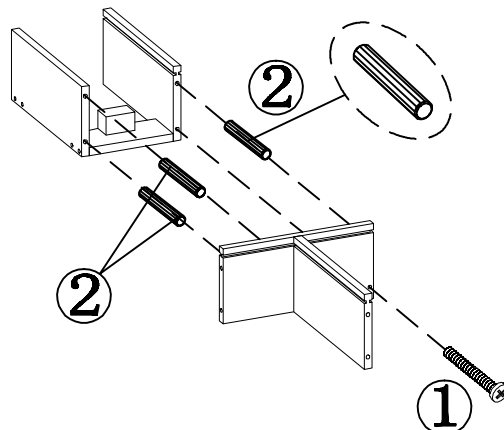
Step 10

- ①  1PC
Φ4×29mm
- ②  1PC
Φ5×30mm





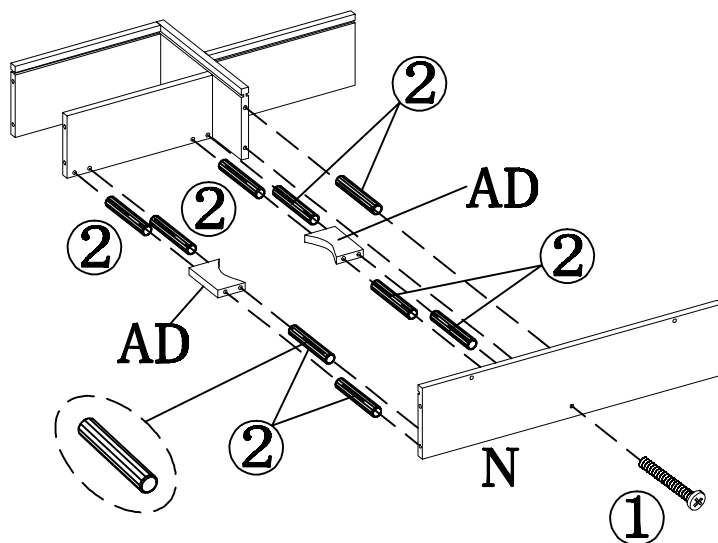
Step 11

- ①  1PC
Φ4×29mm
- ②  3PCS
Φ5×30mm

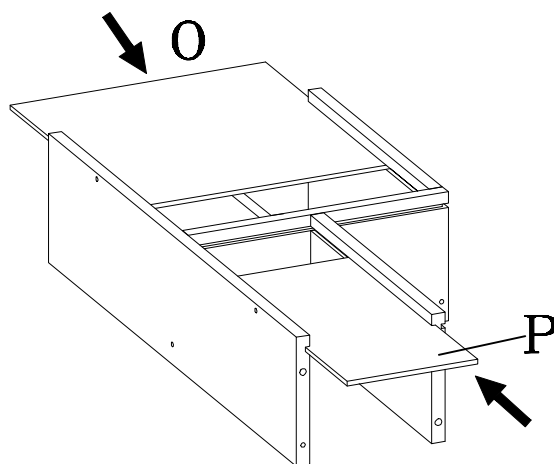


Step 12


- ①  1PC
Φ4×29mm
- ②  9PCS
Φ5×30mm

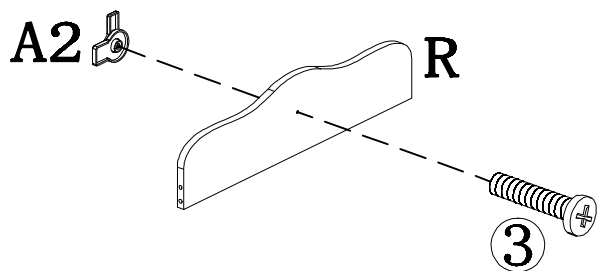


Step 13



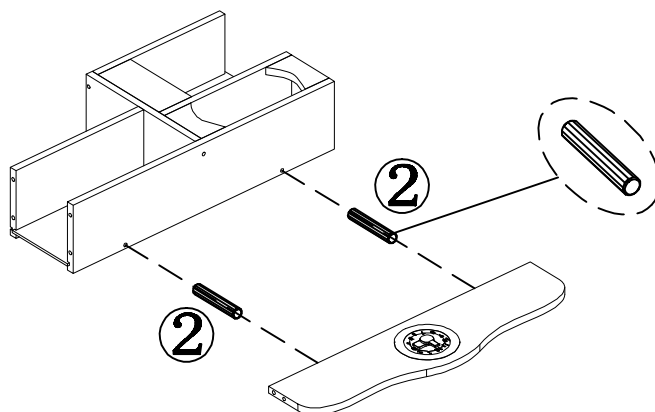
Step 14

- ③  1PC
Φ3×16mm





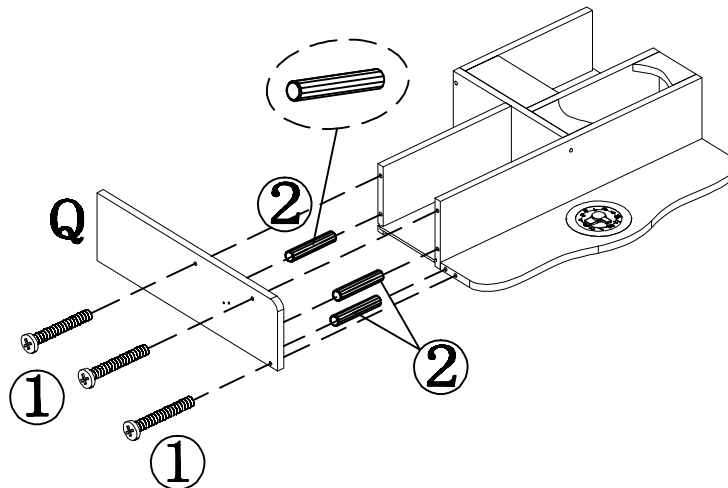
Step 15

- ②  2PCS
Φ5×30mm


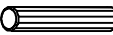


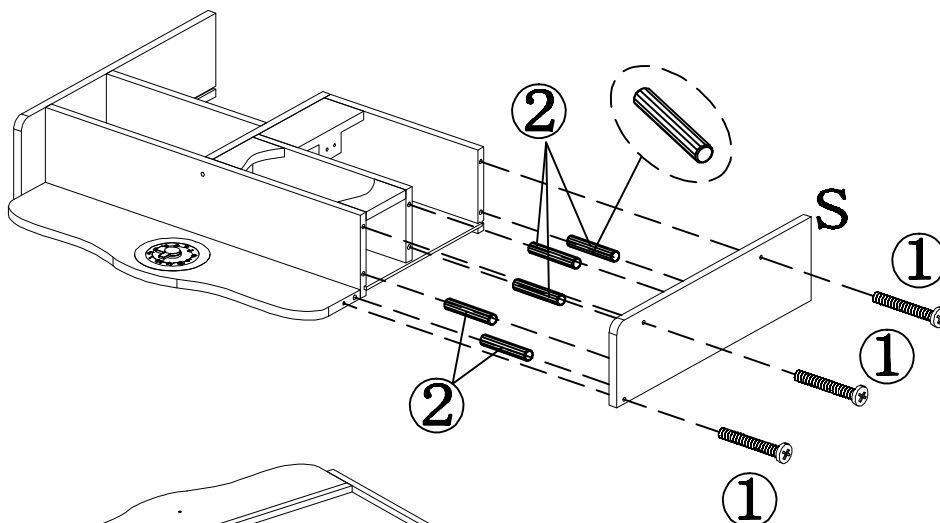
Step 16

- ①  3PCS
 $\phi 4 \times 29 \text{mm}$
- ②  3PCS
 $\phi 5 \times 30 \text{mm}$

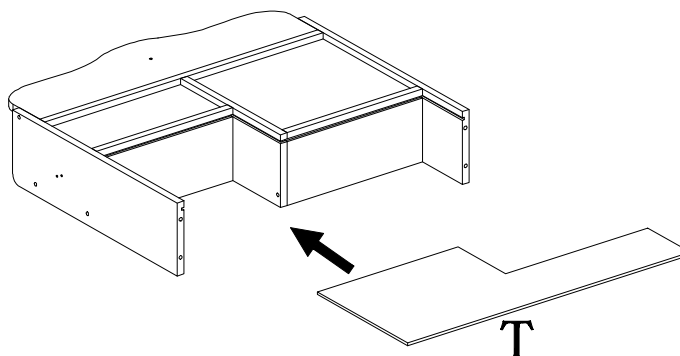


Step 17




- ①  3PCS
 $\phi 4 \times 29 \text{mm}$
- ②  5PCS
 $\phi 5 \times 30 \text{mm}$

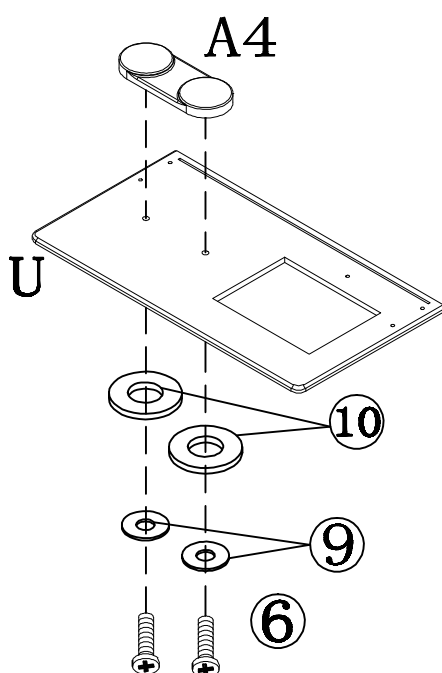


Step 18

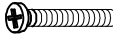


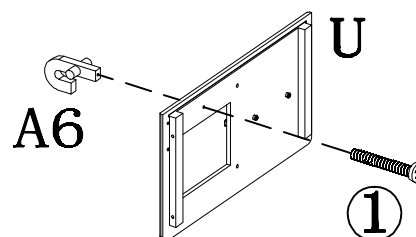
Step 19

- ⑥  2PCS
 $\phi 4 \times 15 \text{mm}$
- ⑨  2PCS
- ⑩  2PCS



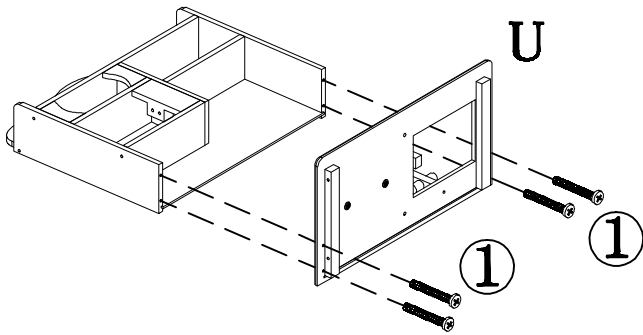
Step 20

- ①  1PC
 $\phi 4 \times 29 \text{mm}$





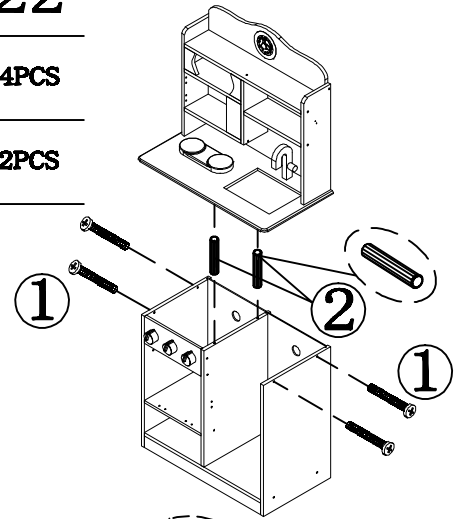
Step 21

- ①  4PCS
 $\phi 4 \times 29 \text{mm}$





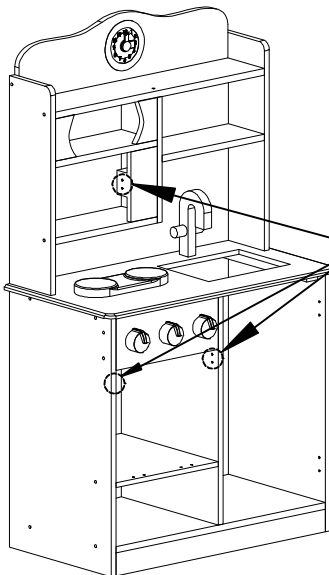
Step 22

- ①  4PCS
 $\phi 4 \times 29 \text{mm}$
- ②  2PCS
 $\phi 5 \times 30 \text{mm}$







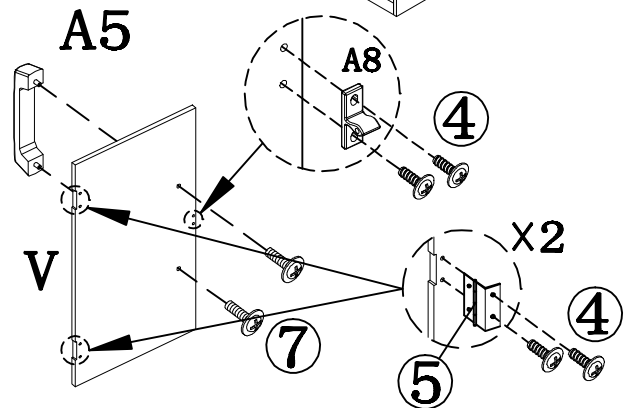
Step 23

- A7  3PCS
- ④  6PCS
 $\phi 3 \times 8 \text{mm}$







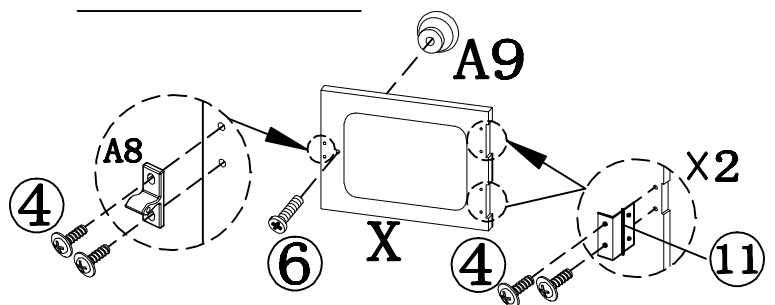
Step 24

- ④  6PCS
 $\phi 3 \times 8 \text{mm}$
- ⑤  2PCS
- ⑦  2PCS
 $\phi 4 \times 9 \text{mm}$
- A8  1PC







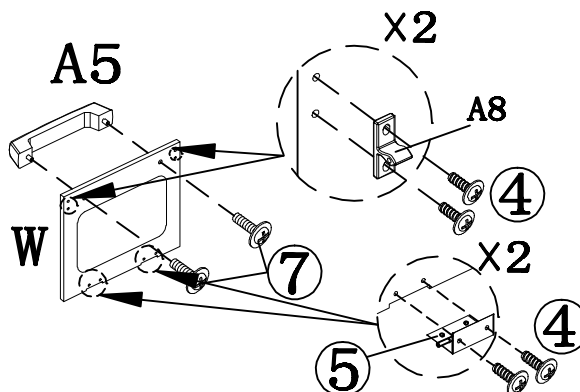
Step 26

- ④  6PCS
 $\phi 3 \times 8 \text{mm}$
- ⑥  1PC
 $\phi 4 \times 15 \text{mm}$
- ⑪  2PCS
- A8  1PC




Step 25

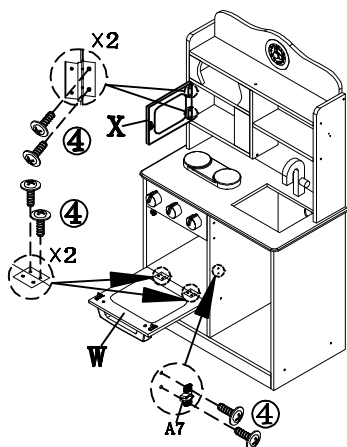
- ④  8PCS
 $\phi 3 \times 8 \text{mm}$
- ⑤  2PCS
- ⑦  2PCS
 $\phi 4 \times 9 \text{mm}$
- A8  2PCS



Step 27

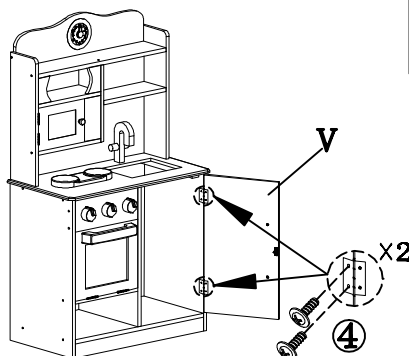
④  10PCS
 $\phi 3 \times 8 \text{mm}$

A7  1PC




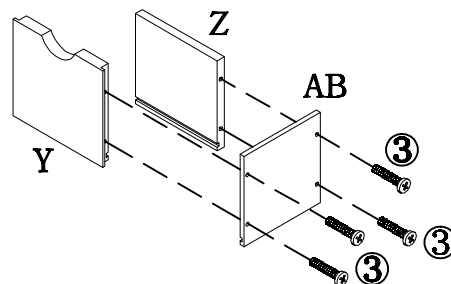
Step 28

④  4PCS
 $\phi 3 \times 8 \text{mm}$

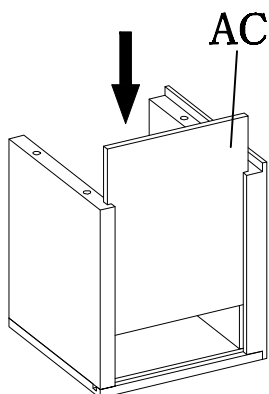


Step 29


③  4PCS
 $\phi 3 \times 16 \text{mm}$

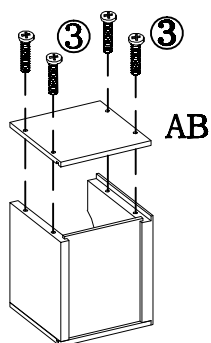


Step 30



Step 31

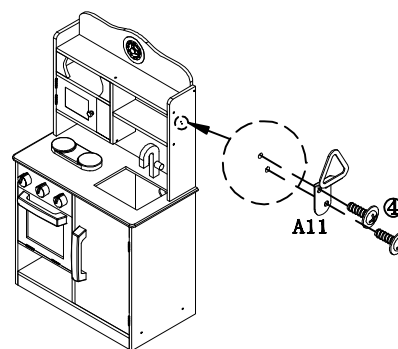
③  4PCS
 $\phi 3 \times 16 \text{mm}$



Step 32

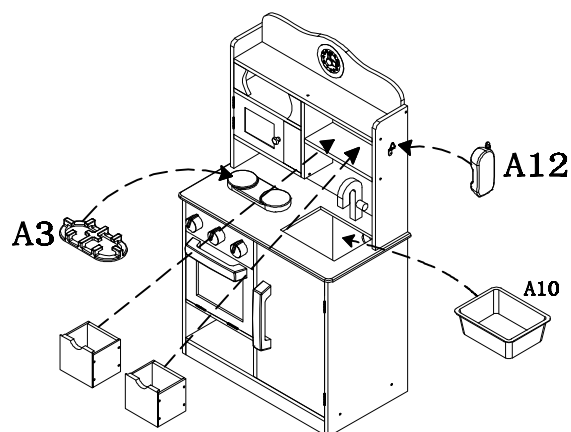
④  2PCS
 $\phi 3 \times 8 \text{mm}$

A11  1PC

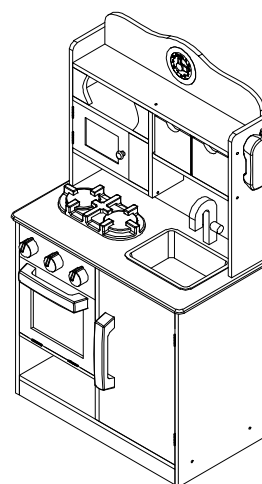


Step 33

A10  1PC



Step 34



MADE IN CHINA