










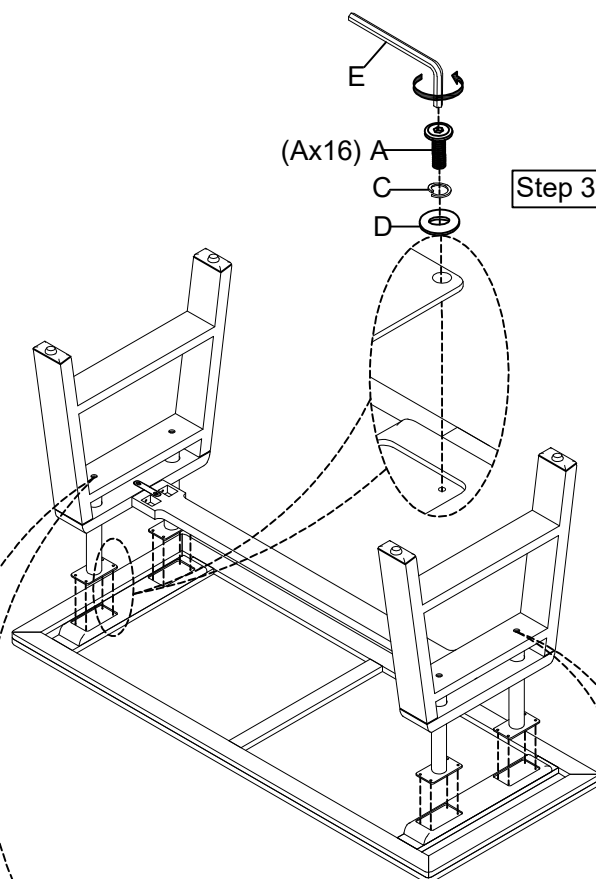
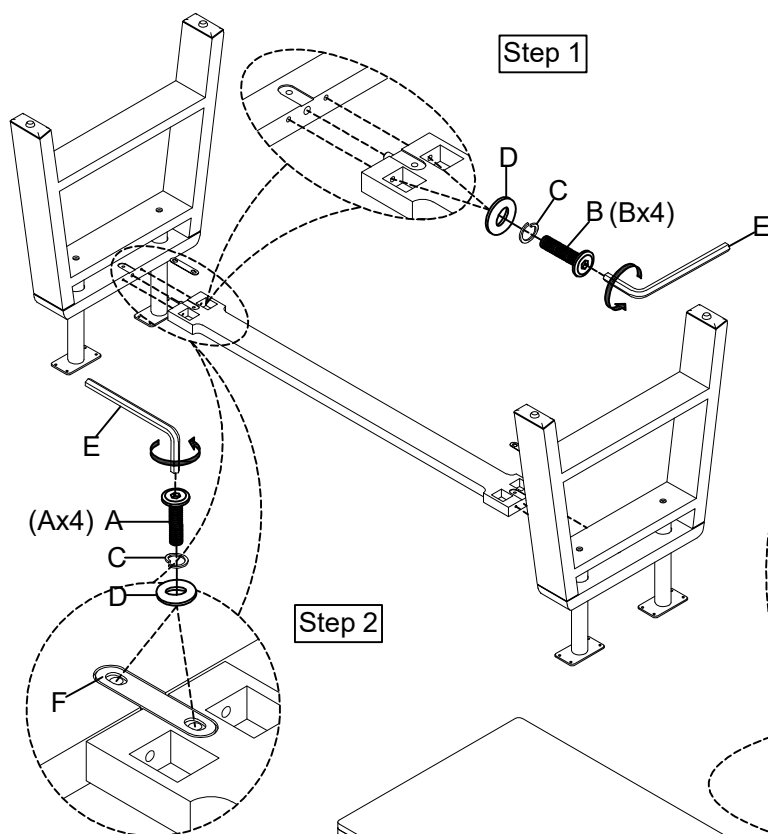
Thank you for purchasing this quality product. Be sure to unpack carefully looking for small parts which may have come loose during shipment.
Read all instruction and study the drawing carefully before starting the assembly process.

HARDWARE PACK

No.	Drawing	Description	Size	Q'ty
A		Allen head bolt	Ø1/4"x1"	20
B		Allen head bolt	Ø1/4"x2"	4
C		Lock Washer	Ø1/4"xØ14x1mm	24
D		Flat Washer	Ø1/4"xØ18x1mm	24
E		Allen Key	4mm	1
F		Metal Plate	102x20x2mm	2


PART LIST

No.	Drawing	Description	Q'ty
1		Table Top	1
2		Table Base	2
3		Stretchers	1



Loosen this bolt to adjust the mending plate of the metal tube to align with the groove/cutout on the tabletop, then tighten all the bolts.

Completed



Leveler(4pcs)
Remark: Leveler are pre-installed