



The ultra-thin LED Light Tracing Board is perfect for copying or tracing drawings, cartoons, tattoos, photographs, hand lettering, diamond painting, and more. It's an essential tool for artists, crafters, beginners and professionals.




Place the tracing board on a flat surface and connect it to a power source. Powered by Micro USB/5V, Faber-Castell's LED Light Tracing Board can easily connect to a power bank, charger, or laptop.



Press the power button to switch on the light. To adjust the brightness, press the power button again to toggle through the three brightness levels.



Attach the image you want to trace to the board using washi tape or binder clips. If you are tracing a photo, print it on regular paper instead of thick photo paper, so it shines brightly on the tablet.



Position your drawing paper over the secured image and start tracing.

