

PRODUCT SPECIFICATIONS

Wall Mount Vandal Resistant Bi-level ADA Cooler Non-filtered Refrigerated Stainless. Chilling Capacity of 8.0 GPH (gallons per hour) of 50° F drinking water, based on 80° F inlet water and 90° F ambient, per ASHRAE 18 testing. Features shall include Vandal Resistant. Furnished with Vandal Resistant bubbler. Mechanical Front Bubbler Button activation. Product shall be Wall Mount (On Wall), for Indoor + Outdoor applications, serving 2 station(s). Unit shall be certified to UL 399 and CAN/CSA C22.2 No. 120.

| | |
|--|---------------------------------|
| Special Features: | Vandal Resistant |
| Finish: | Stainless Steel (S) |
| Power: | 115V/60Hz |
| Bubbler Style: | Vandal Resistant |
| Activation by: | Mechanical Front Bubbler Button |
| Mounting Type: | Wall Mount (On Wall) |
| Chilling Capacity*: | 8.0 GPH |
| Full Load Amps | 5 |
| Dimensions (L x W x H): | 36-5/16" x 18-5/8" x 27-1/8" |
| Approx. Shipping Weight: | 94 lbs. |
| Installation Location**: | Indoor + Outdoor |
| No. of Stations Served: | 2 |
| *Based on 80° F inlet water & 90° F ambient air temp for 50° F chilled drinking water. | |
| **When used in non-temperature controlled environments, unit(s) must be adequately winterized and/or protected from extreme heat to prevent damage where climates dictate. | |

- Mechanically-Activated unit continues to supply water in event of service disruptions.

COOLING SYSTEM

- Compressor: Hermetically-sealed, reciprocating type, single phase. Sealed-in lifetime lubrication.
- Condenser: Fan cooled, copper tube with aluminum fins. Fan motor is permanently lubricated.
- Cooling Unit: Combination tube-tank type. Continuous copper tubing with is fully insulated with EPS foam that meets UL requirements for self-extinguishing material.
- Refrigerant Control: Refrigerant R-134a is controlled by accurately calibrated capillary tube.
- Temperature Control: Easily accessible enclosed adjustable thermostat is factory preset. Requires no adjustment other than for altitude requirements.



Included with Product: Water Cooler
Ships in one box.

A Century of Tradition and Quality. For more than 100 years, Elkay has been making innovative products and providing exceptional customer care. We take pride in offering plumbing products that make life easier, inspire change and leave the world a better place.



PRODUCT COMPLIANCE

- ADA & ICC A117.1
- ASME A112.19.3/CSA B45.4
- CAN/CSA C22.2 No. 120
- NSF/ANSI 61 (Q≤1) & 372 (lead free)
- UL 399



Complies with ADA & ICC A117.1 accessibility requirements when installed according to the requirements outlined in these standards. Installation may require additional components and/or construction features to be fully compliant. Consult the local Authority Having Jurisdiction if necessary.

[Installation Instructions \(PDF\) - 98958C](#)

5 Year Limited Warranty on the refrigeration system of the unit. Electrical components and water system are warranted for 12 months from date of installation. **Warranty pertains to drinking water applications only. Non-drinking water applications are not covered under warranty.**

[Warranty \(PDF\)](#)

PART: _____ QTY: _____

PROJECT: _____



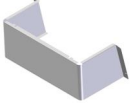

CONTACT: _____

DATE: _____

NOTES: _____

APPROVAL: _____

In keeping with our policy of continuing product improvement, Elkay reserves the right to change product specifications without notice. Please visit elkay.com for the most current version of Elkay product specification sheets. This specification describes an Elkay product with design, quality, and functional benefits to the user. When making a comparison of other producers' offerings, be certain these features are not overlooked.

| Optional Accessories | | |
|------------------------|--|---|
| EWF172 | Universal Filtration Kit (1500-Gallon) Spec Sheet (PDF) |  |
| MLP200 | In-wall Carrier for Bi-level On-wall Bottle Fillers Coolers & Fountains Spec Sheet (PDF) |  |
| 98324C | Cane Apron for HAC HVR EMABF & VRC Models (Stainless) Spec Sheet (PDF) |  |
| 98669C | WaterSentry® Filter Mounting Cover for EMABF LMABF VRC and LVRC stainless steel models Spec Sheet (PDF) |  |

In keeping with our policy of continuing product improvement, Elkay reserves the right to change product specifications without notice. Please visit elkay.com for the most current version of Elkay product specification sheets. This specification describes an Elkay product with design, quality, and functional benefits to the user. When making a comparison of other producers' offerings, be certain these features are not overlooked.

IMPORTANT! INSTALLER PLEASE NOTE:

This water cooler has been designed and built to provide water to the user which has not been altered by materials in the cooler waterways.

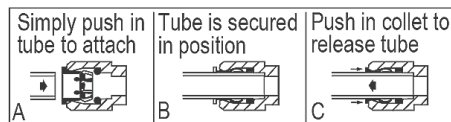
The grounding of electrical equipment such as telephone, computers, etc to water lines is a common procedure. This grounding may be in the building or occur away from the building. This grounding can cause electrical feedback into a water cooler creating an electrolysis which creates a metallic taste or causes an increase in the metal content of the water. This condition is avoidable by installing the cooler using the proper materials as shown below.

NOTICE

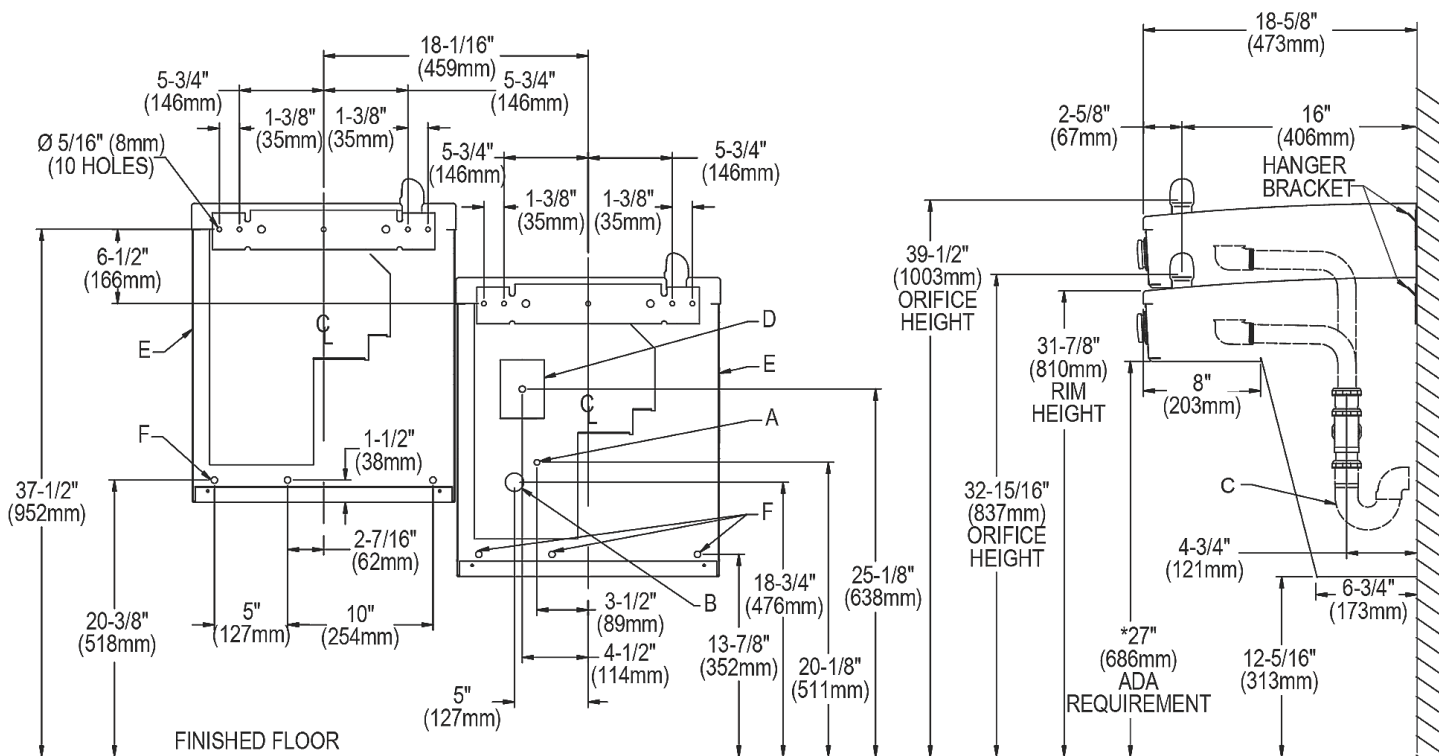
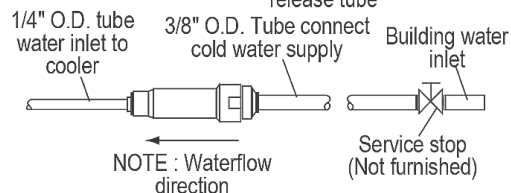
The water cooler must be connected to the water supply using a dielectric coupling. The cooler is furnished with a non-metallic strainer which meets this requirement. The drain trap which is provided by the installer should also be plastic to completely isolate the cooler from the building plumbing system.

Simultaneous operation of both bubblers on a bi-level unit may not be possible depending on water supply pressure. If simultaneous operation is desired, please ensure a minimum of 65 psi supply. Lower pressure may be possible for non-filtered and/or non-refrigerated installations.

OPERATION OF QUICK CONNECT FITTINGS



Pushing tube in before pulling it out helps to release tube



LEGEND

REDUCE HEIGHT BY 3" FOR INSTALLATION OF CHILDRENS ADA COOLER

- A = Recommended water supply location. Shut off valve (not furnished) to accept 3/8" O.D. unplated copper tube. 3" (76mm) maximum out from wall.
- B = Recommended location for waste outlet 1-1/2" O.D. drain. Drain stub 2" (51mm) out from wall.
- C = 1-1/2" Trap not furnished.
- D = Electrical supply (3) wire recessed box.
- E = Insure proper ventilation by maintaining 6" (152mm) (MIN.) clearance from cabinet louvers to wall.
- F = 7/16" Bolt holes for fastening unit to wall.

NOTE: New installations must use Ground Fault Circuit Interrupter (GFCI).

In keeping with our policy of continuing product improvement, Elkay reserves the right to change product specifications without notice. Please visit elkay.com for the most current version of Elkay product specification sheets. This specification describes an Elkay product with design, quality, and functional benefits to the user. When making a comparison of other producers' offerings, be certain these features are not overlooked.