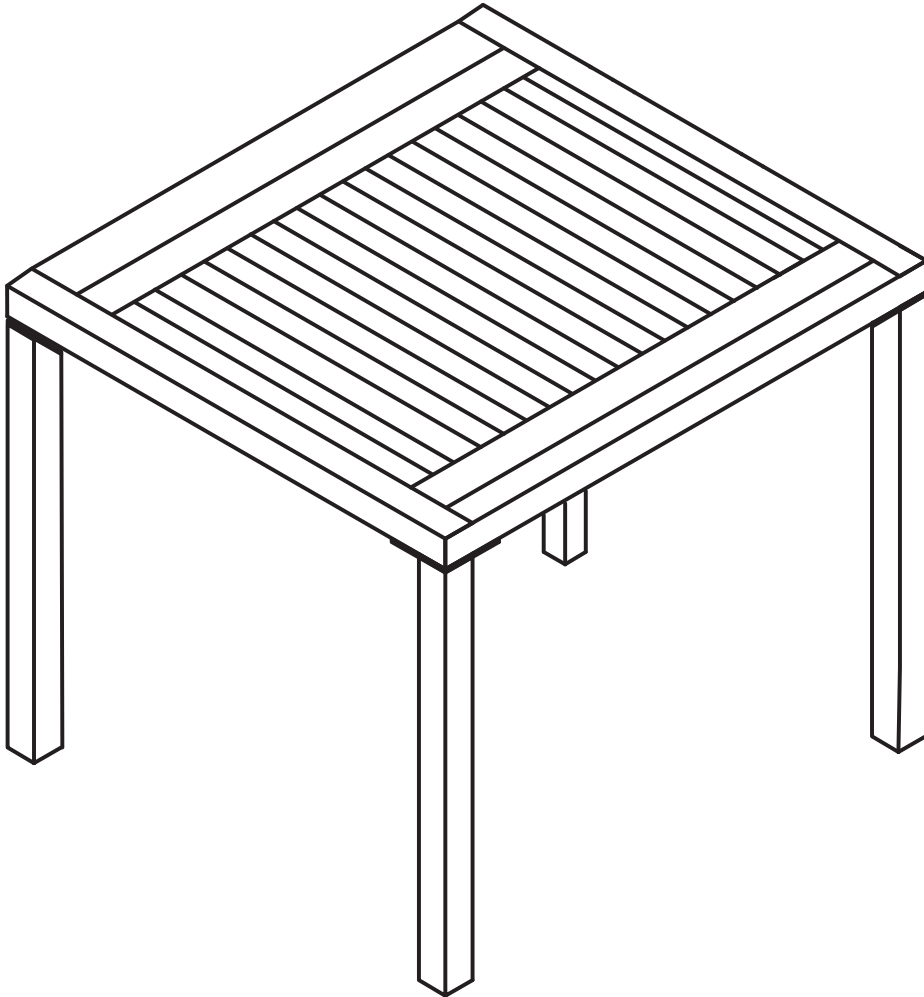


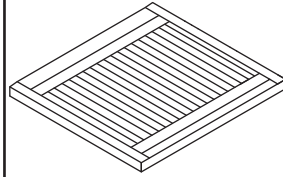

# SQUARE TOP TABLE




## GF-291

Read this manual carefully before using this product. Save this manual for future reference.  
**Assemble components on a soft, clean surface to avoid damaging the finish.**



Ensure all parts are accounted for before disposing of packaging.

No.	PARTS	QTY.
A	 Tabletop	1
B	 Leg	4

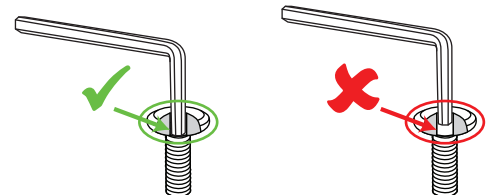
No.	HARDWARE	QTY.
1	 M6x20mm Bolt	8
2	 M6 Washer	8
3	 M4 Hex Key	2

### ⚠ WARNING ⚠

**CHOKING HAZARD** — This item contains small parts that can be swallowed. Keep children and pets away during assembly.

**Tip:** Always fully insert the hex key inside designated notch of the bolt.

If the hex key is not fully inside the notch, the hex key could slip out, causing damage to the bolt head. Repeated hex key slipping will cause the notch to become rounded, making it difficult or impossible to tighten the bolt with the hex key.



# ASSEMBLY

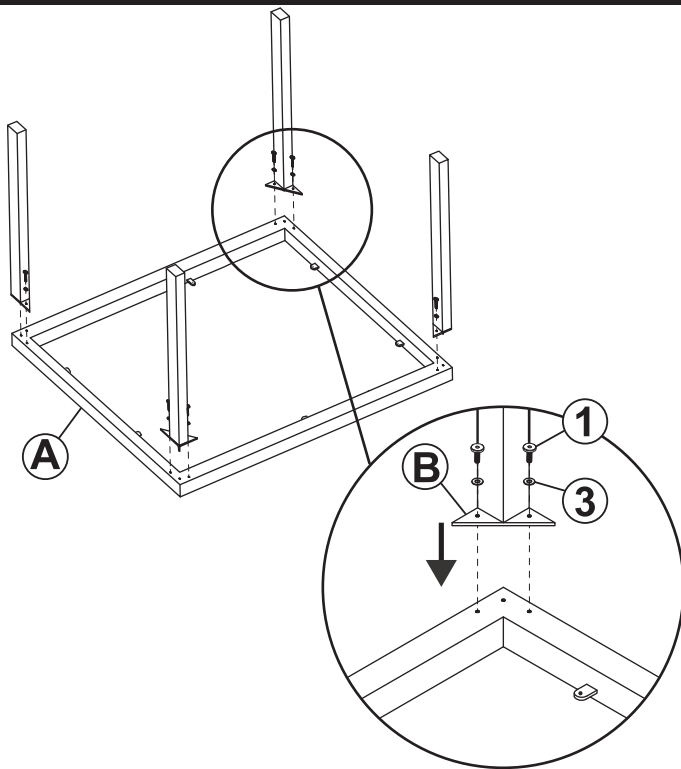
## STEP 1

A: 1

B: 4

1: 8

2: 8



Lay Table Frame (A) face-down on a soft, clean surface.

Secure Leg (B) to the frame using two M6x20mm Bolts (1) and two M6 Washers (2).

Repeat to affix remaining legs.

## Care & Maintenance

**SAFE USE:** For residential use only. Only use on a flat, level surface. Do not sit or stand on the table.

**INSPECT:** Periodically check assembly points and tighten fittings as necessary.

**CLEANING:** Identify the direction of the woodgrain. Following the direction of the woodgrain, wipe surfaces with a soft, dry cloth. Do not use harsh chemicals or abrasive materials or a pressure washer to clean.

**COVER:** When not in use, cover furniture with a breathable cover to help protect it from the effects of sunlight, inclement weather, dust build-up, and collecting debris.

**WINTER CARE & STORAGE:** Protect this item from inclement weather, especially ice and snow. Move to a cool, dry indoor location. Covering while in storage is recommended to help prevent dust build-up.

**WARNING:** THE ONE-YEAR WARRANTY DOES NOT COVER DAMAGES OR DEFECTS CAUSED BY THE USE OF CHEMICAL TREATMENTS OR PROTECTIVE COATINGS.

## ! SAFETY STATEMENTS & WARNINGS !

- Do not exceed the weight capacity of the furniture.
- Do not sit or stand on the table.
- Inspect hardware often, tighten loose hardware before use.
- Do not put hot items on or near furniture.
- Do not allow children to use this product without adult supervision.
- Do not use harsh chemicals or abrasive materials to clean the furniture.
- Do not use a pressure washer to clean the furniture.

Any modification to the product or failure to follow recommended care will void the product warranty.

## ! WARNING:

Manufacturer and seller expressly disclaim any and all liability from personal injury, property damage or loss, whether direct or indirect, or incidental, resulting from the incorrect attachment, improper use, inadequate maintenance, or neglect of this product.