




HOOKER[®]

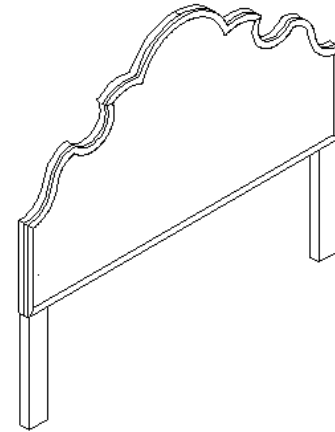
— FURNITURE —

ASSEMBLY INSTRUCTION

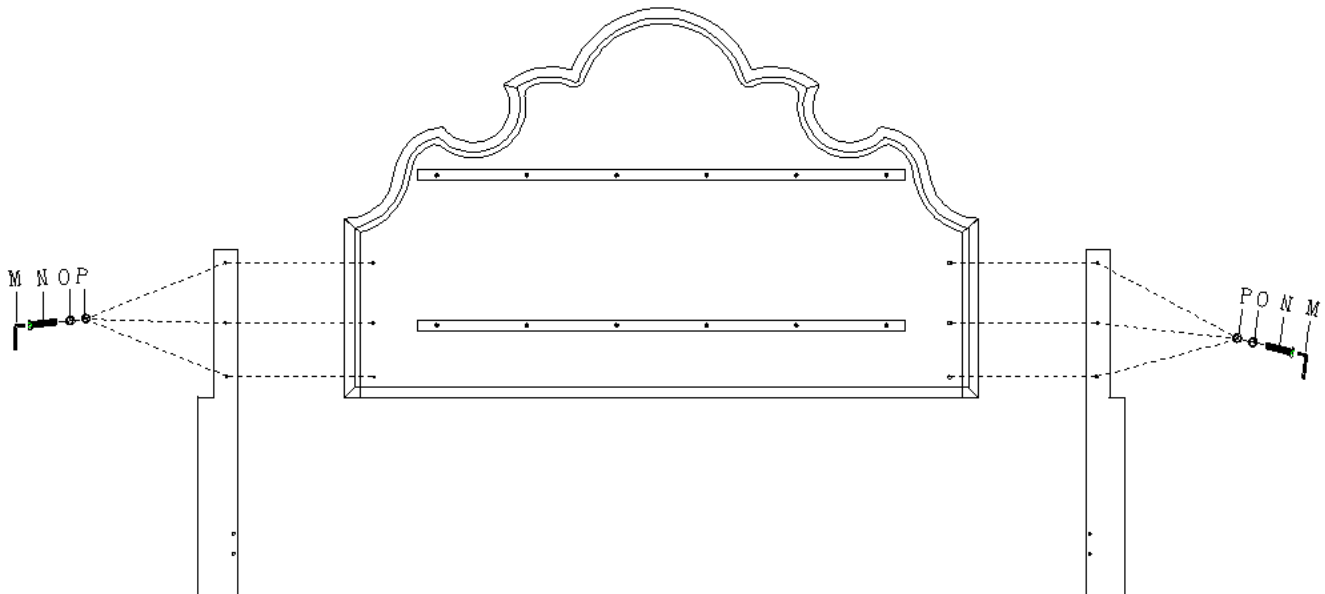
ITEM # 5751-90867-95 6/0-6/6 Upholstered Headboard
 5751-90851-95 5/0 Upholstered Headboard

**Caution: Please make sure you have all parts indicated below prior to assembly.
 This headboard is heavy and can best be assembled with the help of two people.**

NO.	HARDWARE LIST		Q'TY
M		ALLEN WRENCH	1
N		BOLTS	6
O		LOCK WASHER	6
P		FLAT WASHER	6



Assembly steps:



1. Attach side posts to each side of back, using bolts (N), lock washers (O) and flat washers (P), Secure by using allen wrench (M).

Cleaning Instruction: Clean finished parts with a mild dishwashing liquid and water solution on a damp cloth. Polish the finish with soft cloth and an industry recognized furniture polish.