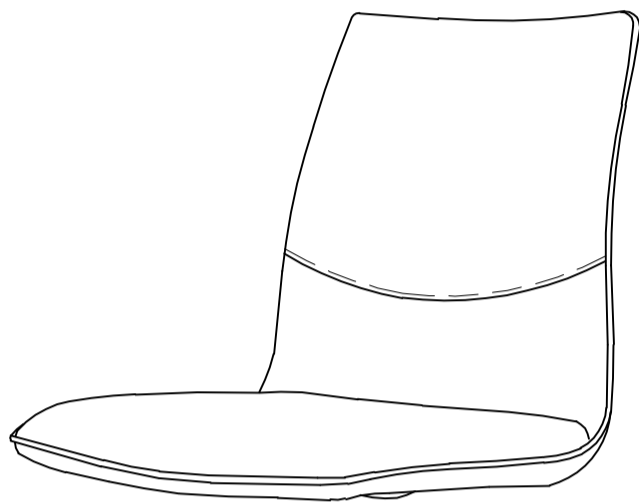


# Assembly Instructions


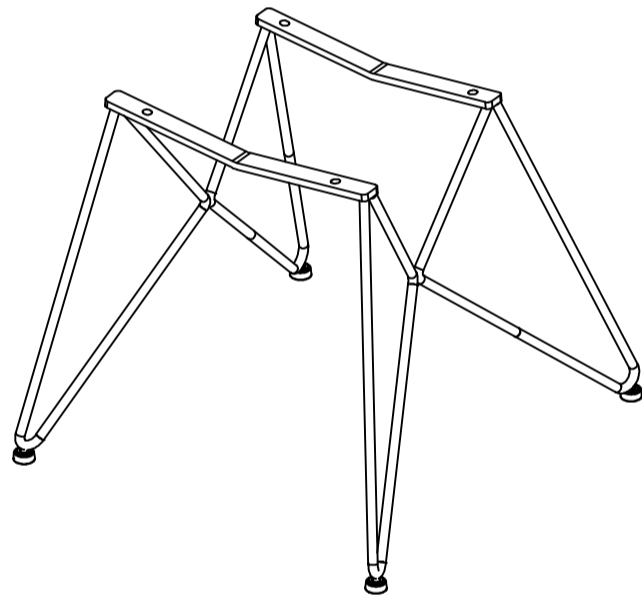
## St. James Chair



### A Seat 1PC



### B Chair Base 1PC



## Hardware Packed in Box

1	THREADED BOLT M6*25MM	4 PCS	2	LOCK WASHER M6	4 PCS	3	WASHER M6	4 PCS	4	ALLEN KEY (4MM)	1 PC

## Step 1:

Attach Seat(A) to Chair Base(B) using four Bolts(1), Spring Washers(2) and Flat Washers(3). Tighten completely with Allen Key(4).

