


# QUADEFY™

## CONTENTS

1 - Quadefy Game Base

8 - Dark Game Pieces

8 - Light Game Pieces



## OBJECTIVE

To be the first player to prevent their opponent from being able to play their piece completely in bounds. (See Image 1 below)

## SET UP

Remove the game from the packaging. Players choose a color and gather the 8 game pieces of their chosen color.

## TO PLAY

Players determine which player will play first. Starting with an empty game base, the first player places a game piece anywhere aligned on the game base grid. (See Image 2) Players then alternate turns, placing game pieces of their color on the game base or on top of other game pieces which have already been played. Play continues until a player cannot place their game piece completely in bounds.

**To be "in bounds" a game piece must be positioned so that no part of the game piece:**

- Overhangs the edges of the base.
- Is more than 4 cubes above the game base.

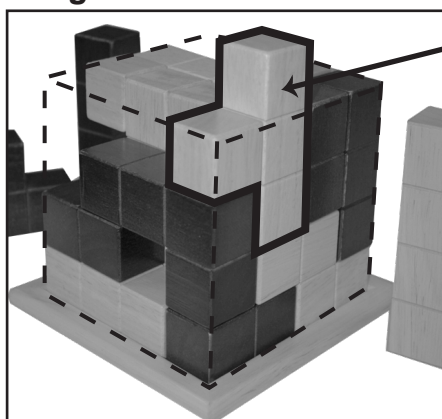
*\*Note - A player may not move a game piece which has already been played in order to place their game piece. (See image 3)*

Any part of a game piece that is outside of the 4 cube x 4 cube x 4 cube boundary is out of bounds

## WINNING

The first player to prevent their opponent from being able to play their piece completely in bounds, is the winner.


**Image 1**



Game piece out of bounds


Light player is unable to play their piece in bounds. Dark wins game.

**Image 2**




Examples of an opening play to start game. Any piece can be played as long as it conforms to the grid on base and is in bounds

**Image 3**



Sliding a game piece under another piece that is already on the board is a legal play. However, a player cannot lift a piece on the board in order to fit another piece into the cube.



## Puzzle Suggestions

Assemble the pieces into the patterns shown below. Make up your own puzzle patterns!

