








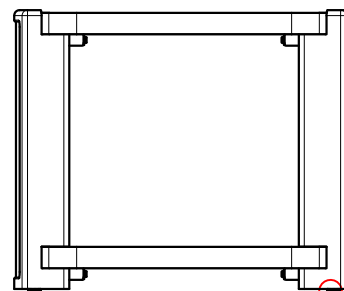
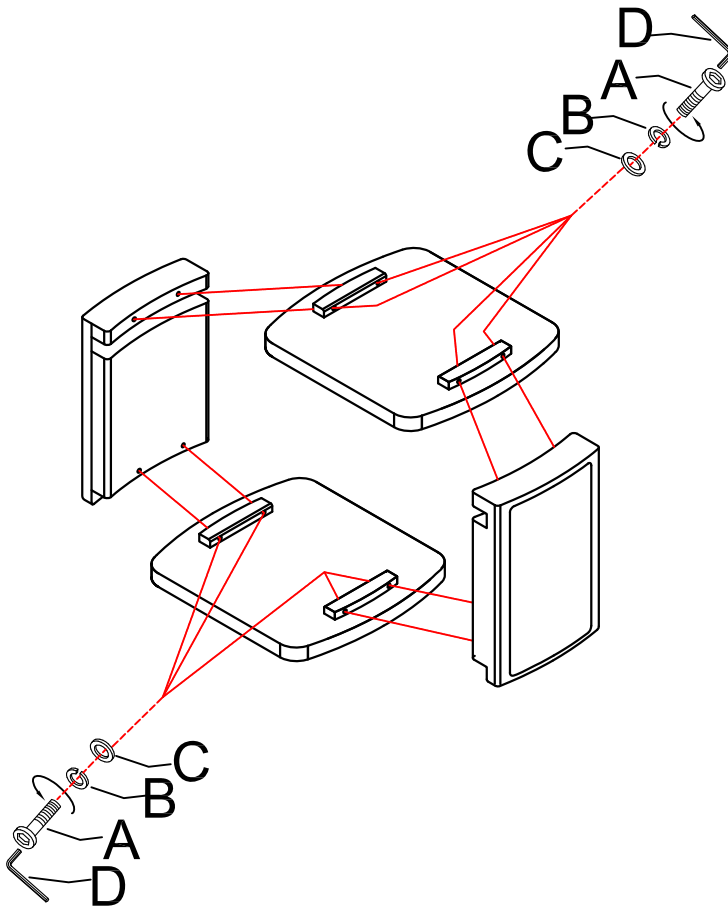
Thank you for purchasing this quality product. Be sure to unpack carefully looking for small parts which may have come loose during shipment.

Read all instruction and study the drawing carefully before starting the assembly process.

HARDWARE PACK				
NO.	DRAWING	DESCRIPTION	SIZE	Q'TY
A		Bolt	5/16"	8 PCS
B		Lock Washer	5/16"	8 PCS
C		Flat Washer	5/16"	8 PCS
D		Allen Wrench	73*29*5mm	1 PC

PART LIST			
No.	DRAWING	DESCRIPTION	Q'TY
1		Top Panel	1PC
2		Bottom Panel	1PC
3		Leg Base	2PCS

Note: Follow the numbers tags sticking on the wooden parts during assembly.



Adjust leveler if needed to level table on uneven floor.

