

# JACK & JUNE

ADIRONDACK CHAIR  
JJ-CHAIR-CD



# PRE-ASSEMBLY TIPS

1. **Read this manual carefully before starting assembly.** Read each step completely before beginning each step.
2. **Some smaller parts may be shipped inside larger parts. Check inside all parts and cartons before assembling or ordering parts.**
3. **To make assembly easier, use the identifiers on page 3 & 4 to identify and sort all parts. Check all cartons for kits. All hardware may not be located in one kit.**
4. **Do not tighten until instructed to do so. If parts are tightened too soon, parts may not easily fit together. Leave nuts slightly loose until you are instructed to tighten them.**
6. **Save these instructions and your proof of purchase (receipt) in the event that the manufacturer has to be contacted for replacement parts.**

**Required Tools:**

- Phillips screwdriver
- 7/16" Wrench or Adjustable Wrench



**Please Do Not Return This Product To The Store!**

Contact Escalade® Sports customer service department at:

Phone: 1-800-GO-SWING Toll – Free !

Escalade Sports

Physical Location:

817 Maxwell Ave.  
Evansville, IN 47711

Mailing Address: (Correspondence Only)

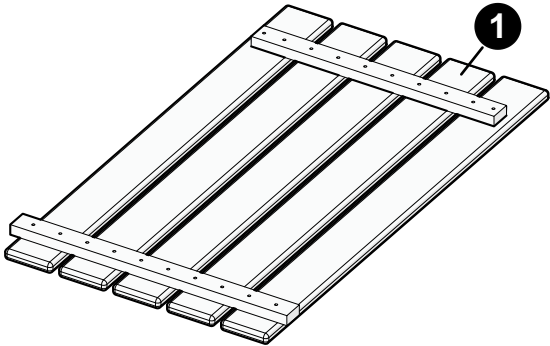
PO Box 889  
Evansville, IN 47706

Please visit our Website at:  
[www.escaladesports.com](http://www.escaladesports.com)

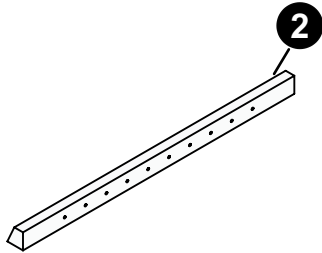
ON-LINE TROUBLE SHOOTING    TECHNICAL ASSISTANCE  
ON-LINE PARTS REQUESTS    FREQUENTLY ASKED QUESTIONS  
ADDITIONAL ESCALADE®SPORTS PRODUCT INFORMATION



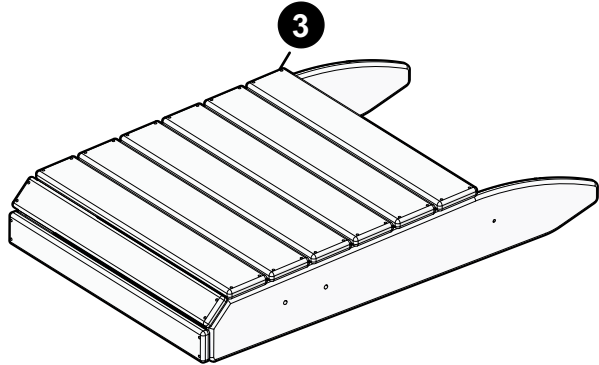
PARTS LIST (NOT ACTUAL SIZE)



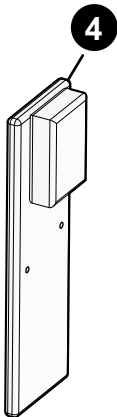
Back Assembly  
4A-8703-00  
QTY.1



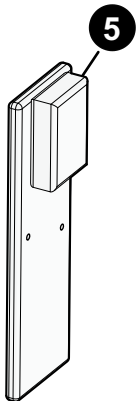
Back Support  
2W-7979-00  
QTY.1



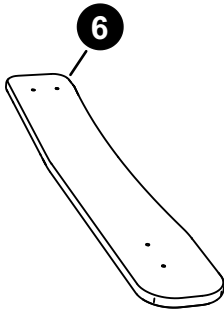
Seat Assembly  
4A-8704-00  
QTY. 1



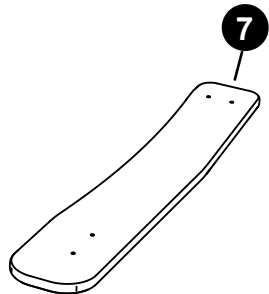
Arm Support Assembly - **Left**  
4A-8711-00  
QTY.1



Arm Support Assembly - **Right**  
4A-8705-00  
QTY.1

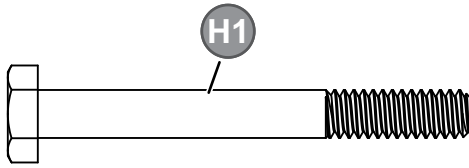


Arm - **Left**  
2W-7976-00  
QTY. 1

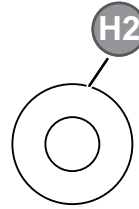


Arm - **Right**  
2W-7976-00  
QTY. 1

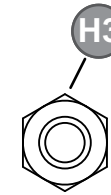
## HARDWARE IDENTIFIER (ACTUAL SIZE)



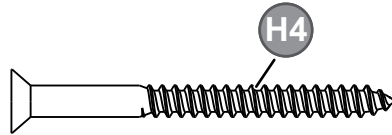
1/4" x 2-1/4" Hex Bolt  
PG-HW-B014  
QTY. 4



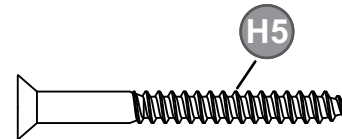
1/4" Flat Washer  
PG-HW-W004  
QTY. 8



1/4" Lock Nut  
PG-HW-N001  
QTY. 4



#8 X 2" Flat Phillips Head Screw  
PG-HW-S021  
QTY. 10



#8x1.75" Flat Phillips Head Screw  
PG-HW-S030  
QTY. 10

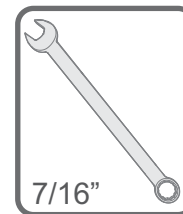
## TOOLS NEEDED



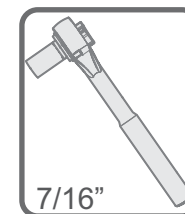
PHILLIPS SCREW DRIVER

### NOTE:

An electric screwdriver is helpful in assembly. However, please set at **low torque and use extreme caution** with an electric screwdriver because you could over-tighten the hardware & strip out the screws.

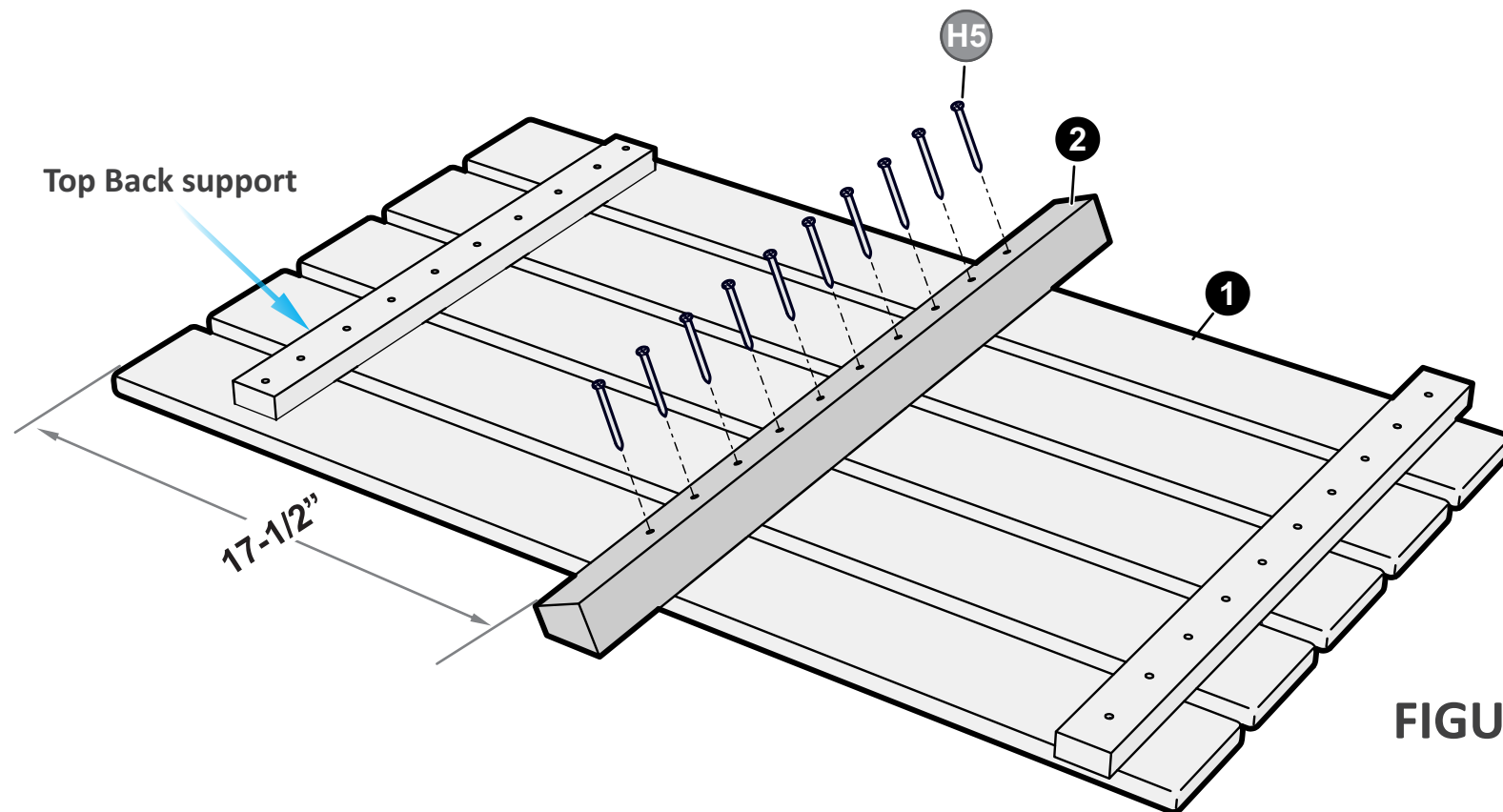


OR

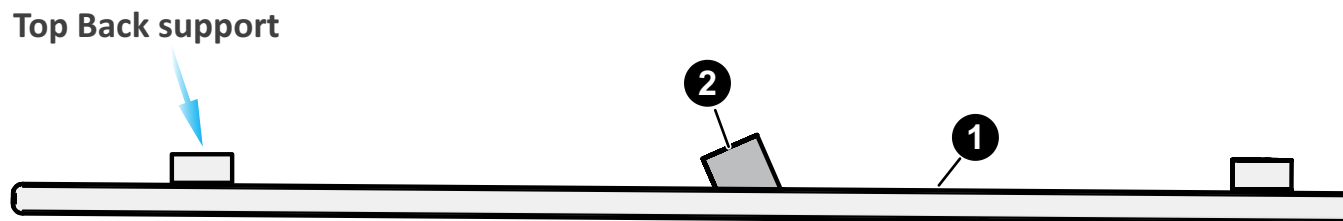


## STEP 1

On a clean flat surface, lay the Back Assembly (#1) with the back supports facing up. Place the Middle Back Support board (#2) as shown, center it, and attach it with Screws (H5). See **Figure 1** and **Side View**.



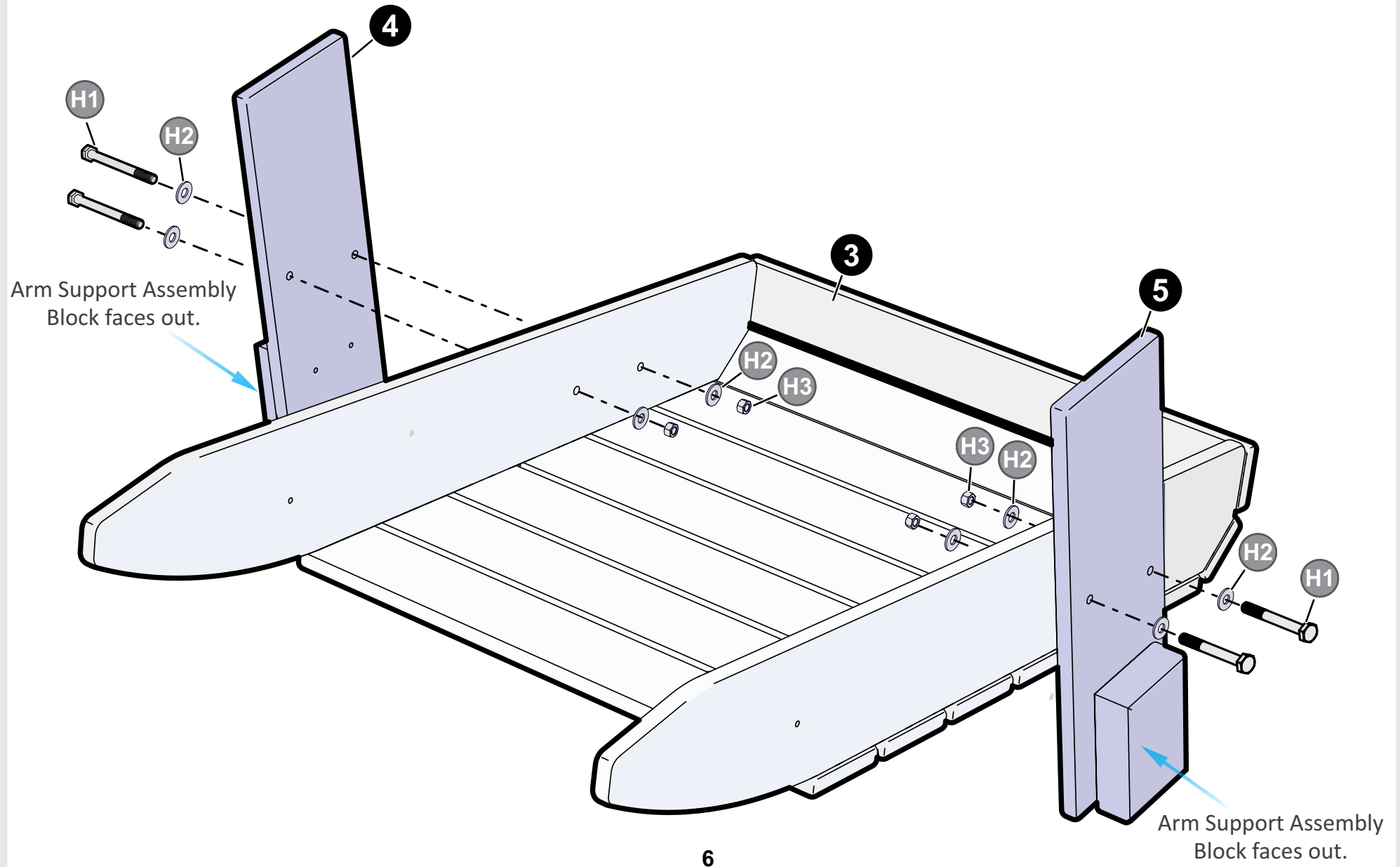
**FIGURE 1**



**SIDE VIEW**

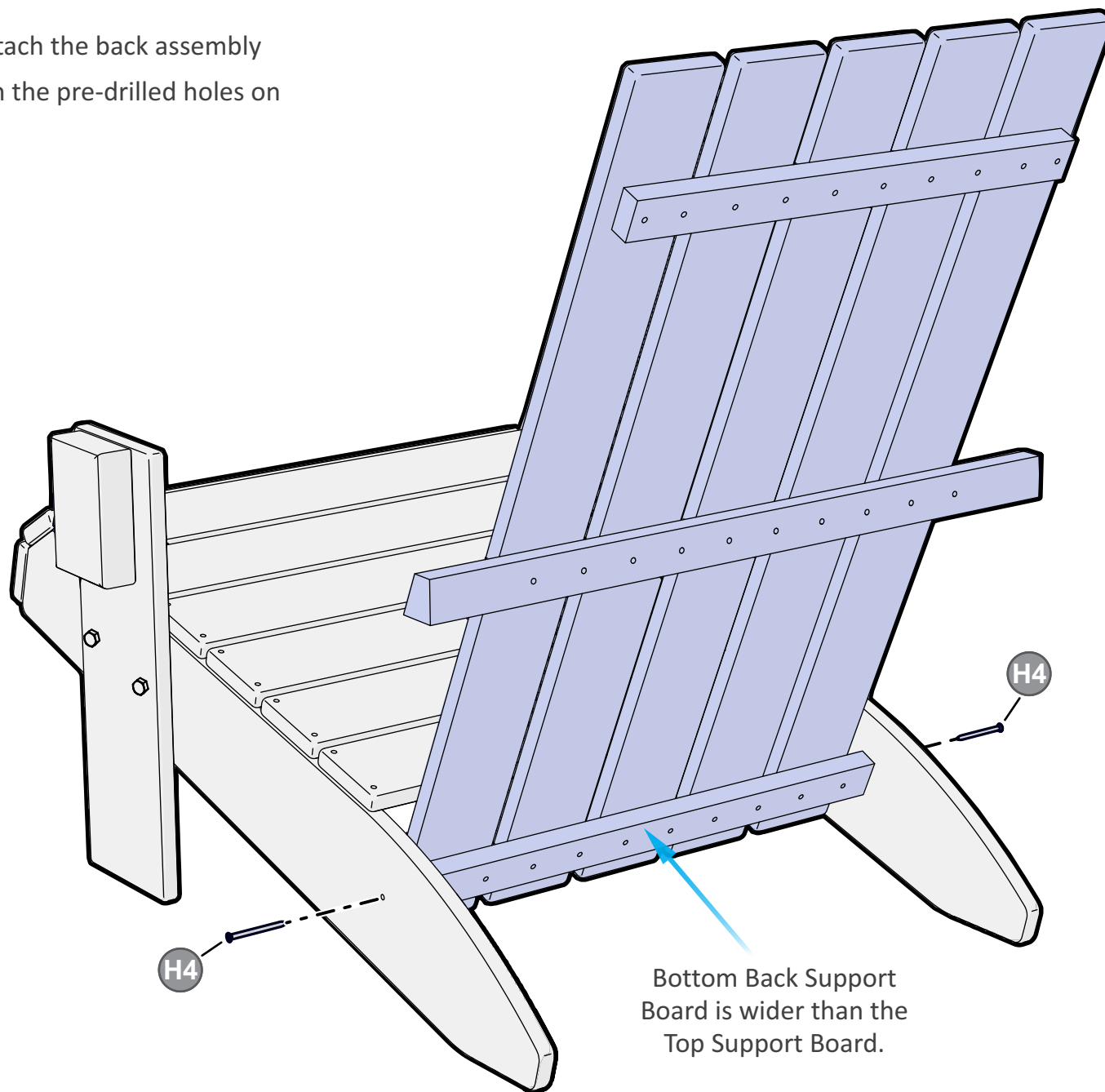
## STEP 2

Flip seat assembly (#3) over. Attach Left Arm Support Assembly (#4) and Right Arm Support Assembly (#5). Use a Hex Bolt (#H1), two Washers (#H2) & a Lock Nut (#H3) to attach them to the seat assembly.



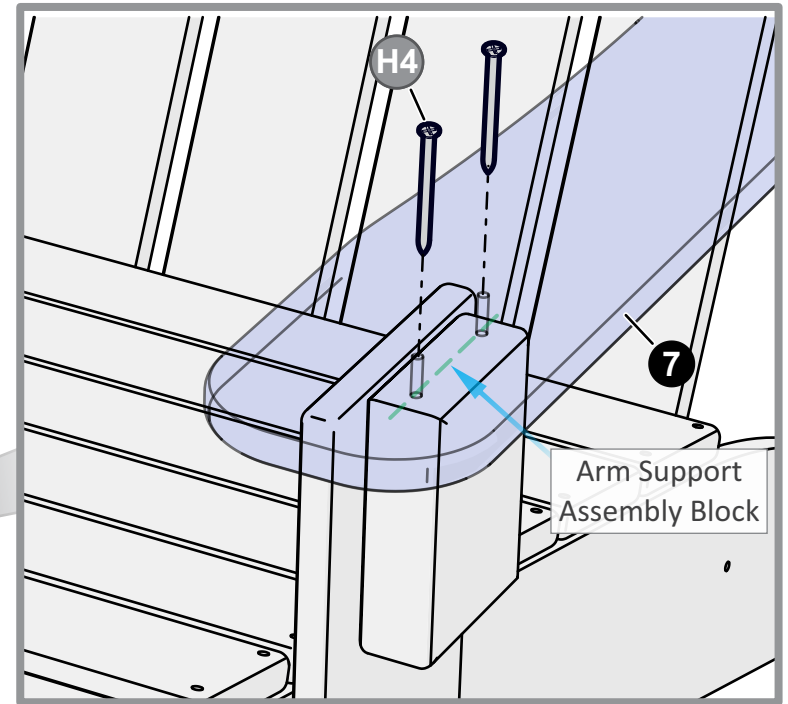
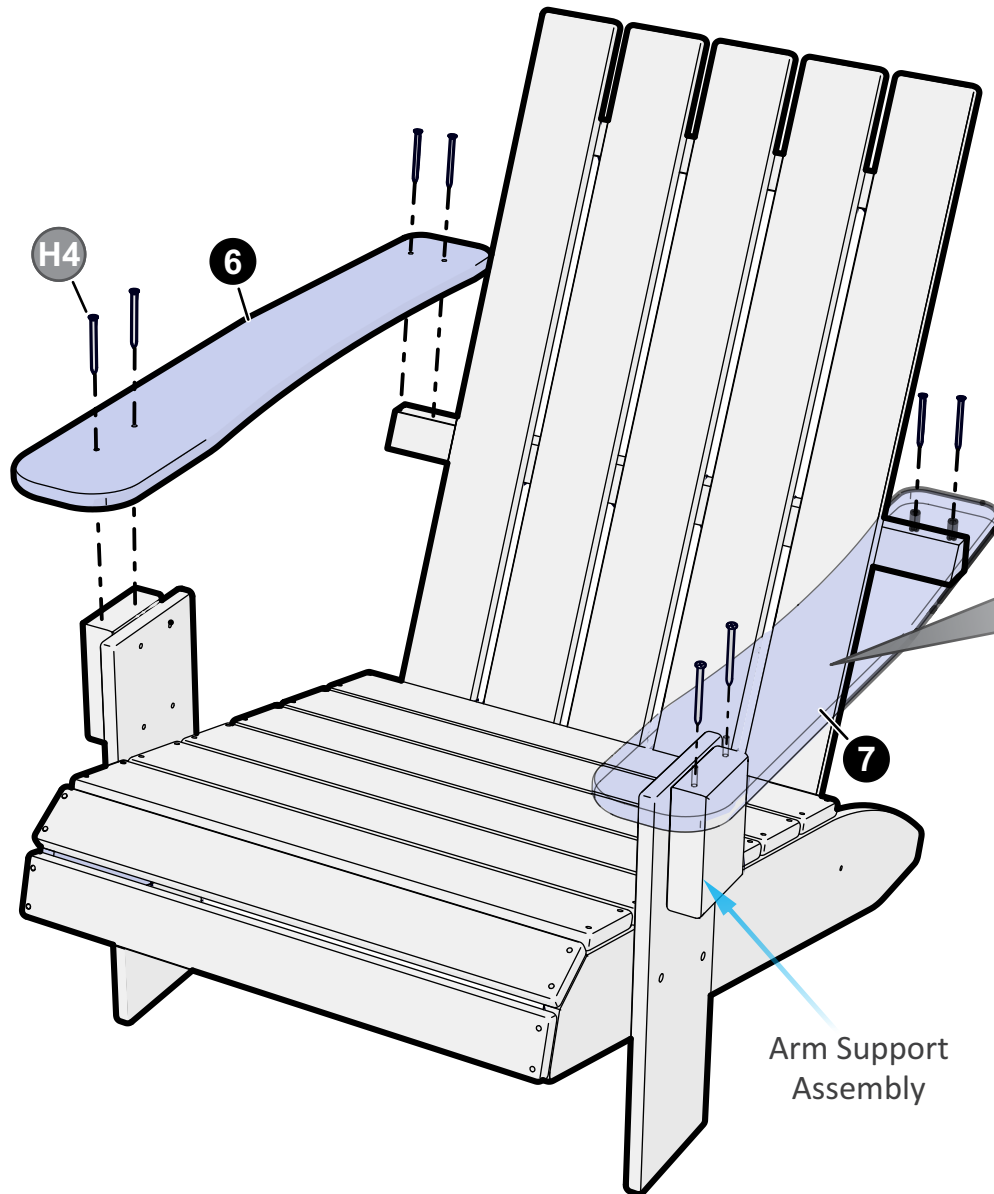
### STEP 3

Flip the seat assembly over and attach the back assembly with Screws (H4) as shown. Match the pre-drilled holes on the bottom Back assembly Board.



## STEP 4

Center and attach Left Arm (#6) & Right Arm (#7) with (#H4) Screws as shown.



**NOTE:** H4 screws must be centered on the Arm Support Assembly Block as shown.



# JACK & JUNE WARRANTY

## **1 Year Warranty**

Subject to proper installation and normal residential use, Jack & June warrants, subject to the limitations stated below, to the original retail purchaser, parts to be free from defects in material and workmanship for a period of **one year** from date of purchase. Merchandise covered under this limited **one-year** warranty will, at our option, be repaired or replaced, excluding any freight or labor fees.

For **one Year** after the original purchase date of our **products**, Jack & June warrants, to the original retail purchaser, all wooden components against structural failure due to corrosion, wood rot, or insect infestation. Seasonal checks, surface cracks, knotholes and knots, not resulting in structural failure, are natural characteristics of all wooden play equipment, are not covered under this warranty and will not affect the integrity of your playset.

Jack & June warrants to the original retail customer that we will replace any hardware that fail due to rust or breakage (excludes surface rust).

Timber is a natural material which can absorb and release moisture. Although this product is designed to minimize this effect, in certain circumstances some movement or distortion is unavoidable. During dry hot weather timber may shrink and check - this is a normal process of weathering. After the first year of service it is advisable to clean and apply a non-toxic stain or sealant to the wood, safe for children's use.

Components covered under this **1 year** warranty will be replaced free of charge excluding freight and labor fees.

Non-residential use of the playset is prohibited and voids the warranty as the playsets are designed for residential use only.

Escalade Sports reserves the right to examine photographs and/or physical evidence of merchandise claimed to be defective, and to recover said merchandise, prior to disposition of warranty claims. Merchandise returned to our factory for examination or recovery must be shipped freight prepaid, unless a Return Authorization Number is issued.

This warranty program does not cover normal wear and tear, color fading, or damages resulting from misuse, abuse, vandalism, alteration, acts of God, or assembly and maintenance contrary to our instructions. Escalade Sports assumes no responsibility for incidental or consequential damages which may arise from the purchase or use of our equipment. Please supervise your children's play activity and maintain your play equipment periodically.

This warranty is expressly in lieu of all other warranties, expressed or implied, including warranties of merchantability or fitness for use. Jack & June does not assume or authorize any person to assume for us, any other liability in connection with the sale of our products.

Special Note: Jack & June reserves the right to make changes in materials, design, and pricing without notice. See your instruction manual for maintenance requirements. Your child's safety is your responsibility; therefore, you should inspect this equipment regularly for wear and safety.

**For warranty service, contact:**

**Escalade Sports**

**P.O. Box 889**

**Evansville, IN 47706**

**1-800-GO-SWING**

**Or E-Mail us at: [playgroundcs@escaladesports.com](mailto:playgroundcs@escaladesports.com)**