




Clax® Magic Mini Guide

Professional Stain Removers For Pre-Spotting



Use for stain removal:



Various types of stained linen



Effective stain removal



Ready, easy and safe to use




Extends linen lifetime by reducing the need for rewash


Using...



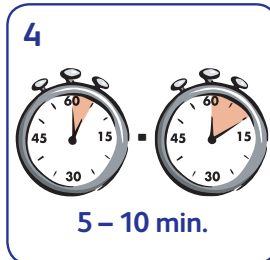
1 Select the right product using the Clax Magic Stain Chart.



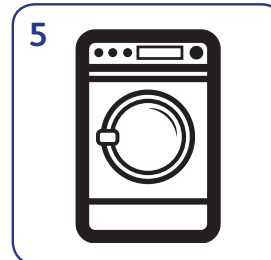
2 Apply product directly to the stain prior to washing.



3 If necessary, gently rub in the chemical using a brush or bone scraper.



4 Allow the chemical to work 5 to 10 minutes, but no longer than 15 minutes.



5 Wash as usual.

For optimal wash results and maximum care

- ✓ Always test the effect of the stain remover on some unseen part of the article (e.g. seam), in order to check the safety for the fabric/color.
- ✓ Check the fabric care label to ensure the suitability of the garment before using any of the stain removers.
- ✓ Avoid machine drying or ironing until you've exhausted all stain removal efforts. Time and heat can set some stains permanently.

