






ASSEMBLY INSTRUCTION

Item: 6850-75906-89 Display Cabinet




Thank you for purchasing this quality product. Be sure to unpack carefully looking for small parts which may have come loose during shipment.

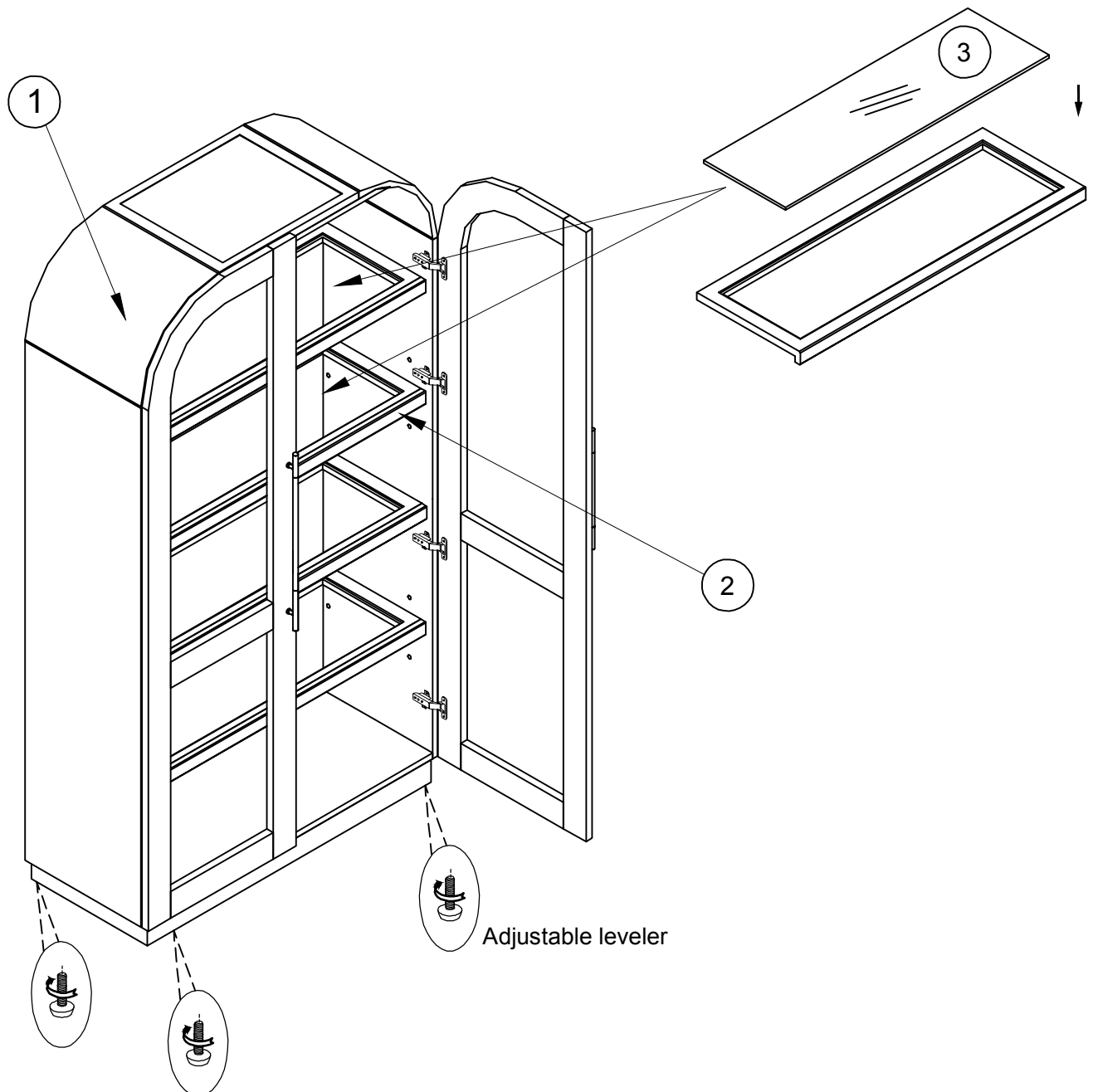
Read all instruction and study the drawing carefully before starting the assembly process.

HARDWARE PACK

NO.	DRAWING	DESCRIPTION	SIZE	QTY
A		Bolt	1/4"x1"	2pcs
B		Flat washer	1/4"x16x2	2pcs
C		Lock washer	1/4"x12x3	2pcs
D		Wrench	4mm	1pc
E		Screw	8#x1"	2pcs

PART LIST

NO.	DRAWING	DESCRIPTION	QTY
①		Showcase	1pc
②		Adjustable Shelf	4pcs
③		Glass	4pcs



Adjustable leveler

Adjust levelers if needed, to level case on uneven floor

ASSEMBLY INSTRUCTION

Item: 6850-75906-89 Display Cabinet

Thank you for purchasing this quality product. Be sure to unpack carefully looking for small parts which may have come loose during shipment.
Read all instruction and study the drawing carefully before starting the assembly process.

