




# ASSEMBLY INSTRUCTION

Item#:3013-85001 Four-Door Mirrored Console-Surf, Visage

\*\* Please make sure you have all parts indicated below prior to assembly.

NO	HARDWARE LIST		Q'TY
D		PULL	2
E		BACK PLATE	2
F		SCREW	2

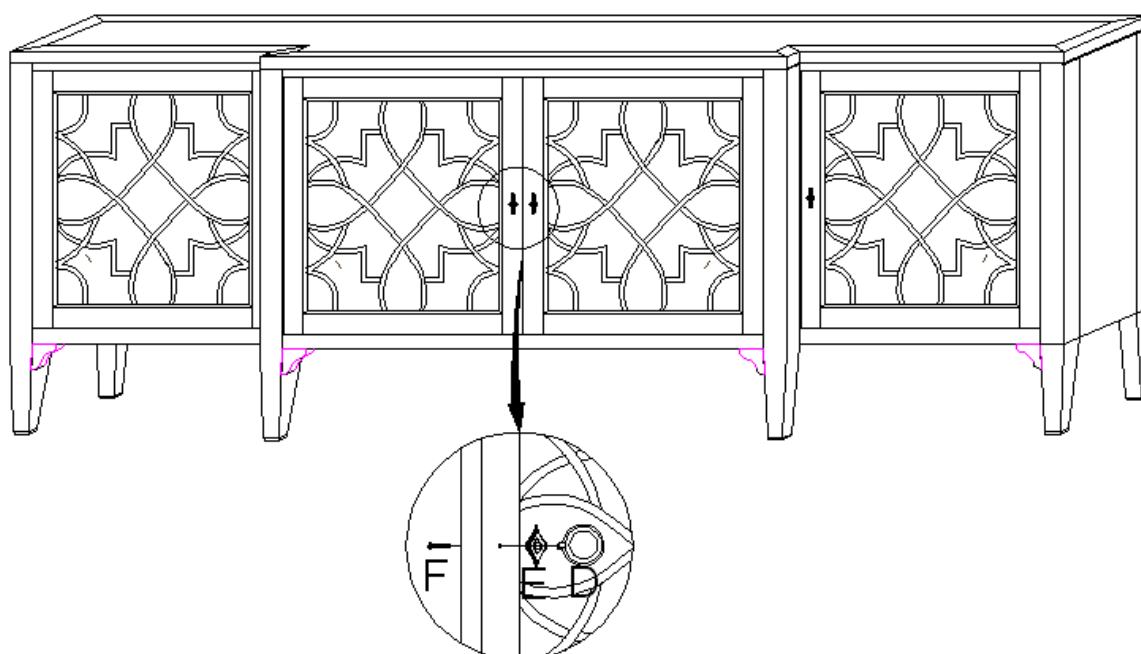


Diagram 1

## Assembly Steps:

Attach the pull(D) with back plate(E) on the console by turning with screw (F) in a clockwise Direction (See Diagram 1).

**Cleaning Instruction:** Clean finished parts with a damp cloth using a mild dishwashing liquid and water solution. Polish the finish with soft cloth and an industry recognized furniture polish.