

ECLECTIC.SPIRITED.WONDERFULLY COMFORTABLE.

LEO • UPHOLSTERED • LOOSE PILLOW BACK



Shown in 56379-63. Latte wood finish.
(Shown above: Leo-218 and Leo-215)

Leo-210/211
Alternate Chaise - RSC/LSC
L34" D87" H37"

Leo-214/215
Two Seated Bench End - RSE/LSE
L73" D34" H37"

Leo-218/219
Three Seated Bench End w/ Corner-
RSE/LSE
L106" D34" H37"

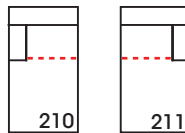
Seat Height 22"
Seat Depth 21"
Seat Depth Chaise 73"
Arm Height 31"

LEO SECTIONAL COLLECTION			
	Chaise 210/211	2-Seated Bench End 214/215	3-Seated Bench End 218/219
Standard Features			
Cloud Cushion	x	x	x
Wooden Leg and Base Finish Options	x	x	x
Sinuous Underconstruction	x	x	x
Options - See Price List for Prices			
Luxe Cushion	No Charge	No Charge	No Charge
Cloud Plus Cushion	x	x	x
Extra Pair Pillows (XP) - 20" non-weltd	x	x	x
Ordering Instructions			
To Order, Please write the following:	Leo-210 RSC/211 LSC	Leo-214 RSE/215 LSE	Leo-218 RSE/219 LSE

Pattern Availability:
RG, PS, NM, RS

RG, NM, & RS – No Seams

Seam on cushion, front seat rail, in-back, and outback at back cushion break.



214 & 215 Seam Placement:

RG – No seams

NM, RS, & PS – Seam on cushion, front seat rail, in-back, and outback at back cushion break.



218 & 219 Seam Placement:

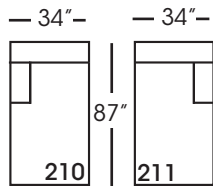
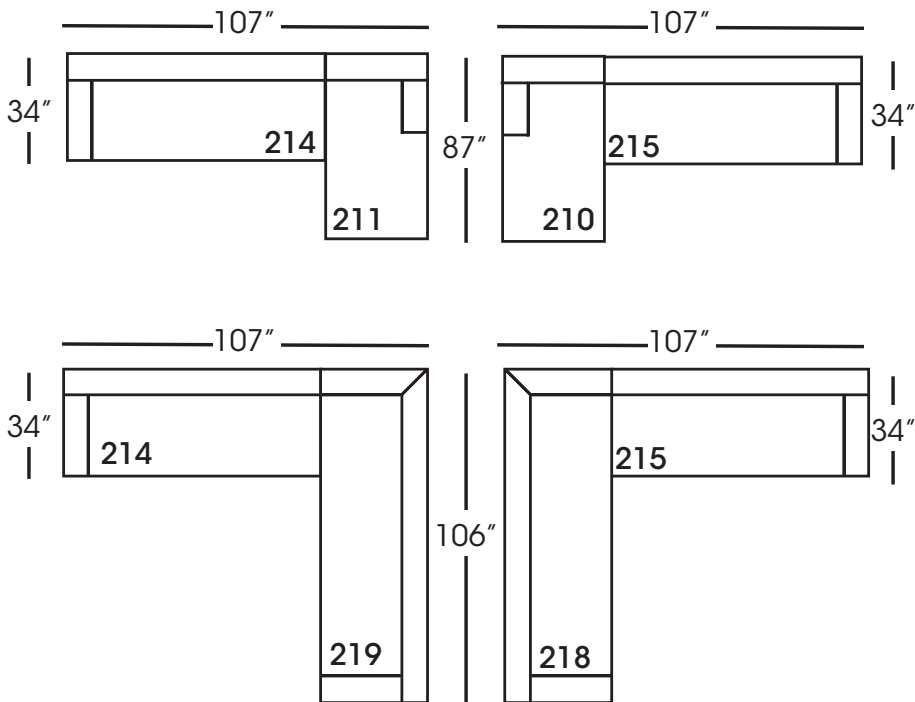
RG – No seams

NM, RS & PS – Seams on cushion, front seat rail, in-back, and outback at back cushion breaks.

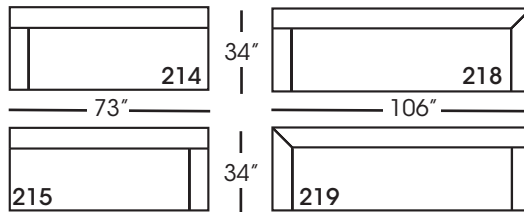


ECLECTIC.SPIRITED.WONDERFULLY COMFORTABLE.

LEO • UPHOLSTERED • LOOSE PILLOW BACK



Alternate Chaise*
L34" D87" H37"
**available as right or left seated*



2-Seated Bench End*
L73" D34" H37"
**available as right or left seated*

3-Seated Bench End*
L106" D34" H37"
**available as right or left seated*

