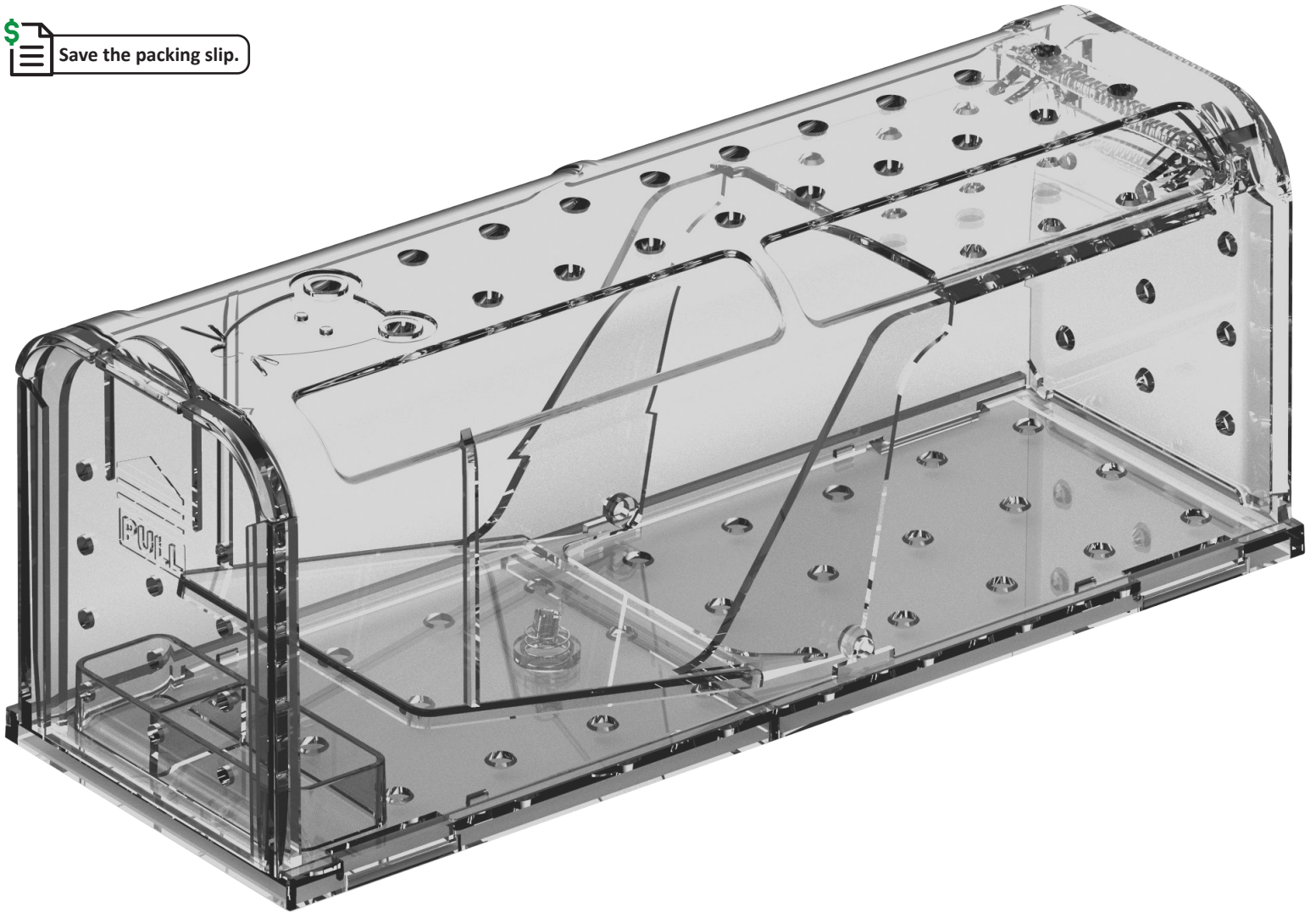
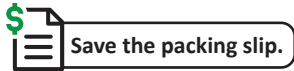


# CATCH & RELEASE HUMANE MOUSE TRAP

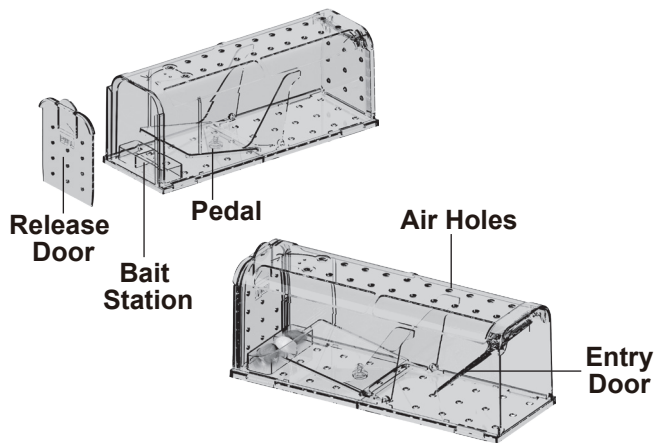
Review all information before using this product. Save this manual for future reference.



## WARNING:

Manufacturer and seller expressly disclaim any and all liability from personal injury, property damage or loss, whether direct or indirect, or incidental, resulting from the incorrect attachment, improper use, inadequate maintenance, or neglect of this product.

# HOW IT WORKS

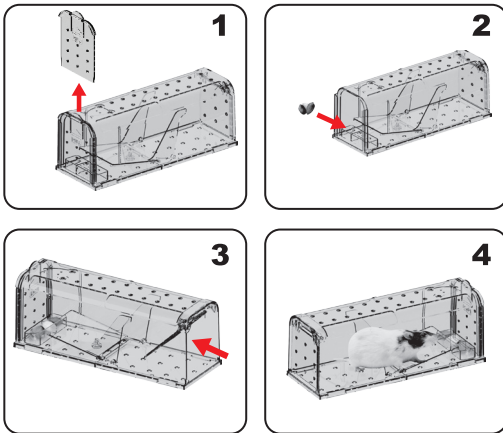


This trap is designed to be safe and humane, as it does not harm the mouse in any way.

The humane mouse trap works by luring mice with bait and using a one-way door mechanism to trap them inside. The air holes prevent suffocation.

Once caught, the mouse can be safely released into the wild. This method provides an efficient and eco-friendly solution for mouse control while also ensuring the safety and welfare of the animals.

## OPERATION



1. Remove the release door.
2. Put bait, such as peanuts or any other food rodents are interested in, into the bait station.
3. Lift the pedal. Slide the release door back into place.
4. Place the trap where rodents are active and open the entry door.
5. When the pedal is triggered, the entry door closes.
6. Release captured rodents by opening the release door.

## IMPORTANT

- Wild animals are unpredictable. Even with tasty, accessible bait, mice may forego the trap for a number of reasons: smell, location, obtaining food from another source, general wariness, etc.
- Patience. If you are truly interested in catching a live rodent and releasing it, then you must have patience to do so and not expect to catch the mouse overnight, or even within a week or two.
- Remove other food sources that may be distracting your mouse. Keep food in hard plastic/glass/metal or ceramic containers that mice cannot gnaw through.
- Follow through and remember to check your trap regularly. Set reminders, make sure everyone in the house knows where the traps are, and plan to check the traps a couple times each day. Check the traps frequently to ensure trapped rodents do not suffer and die from lack of food and water.

**Any modification to the product or failure to follow recommended care will void the product warranty.**

*If you experience issues with operation or the product was damaged during shipping, please contact our customer service team through one of the methods mentioned at the top of page 1.*

*Please have the item number and order information ready to expedite response time.*

## WARNING:

**Manufacturer and seller expressly disclaim any and all liability from personal injury, property damage or loss, whether direct or indirect, or incidental, resulting from the incorrect attachment, improper use, inadequate maintenance, or neglect of this product.**