









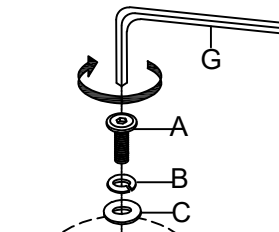
Thank you for purchasing this quality product. Be sure to unpack carefully looking for small parts which may have come loose during shipment.

Read all instruction and study the drawing carefully before starting the assembly process.

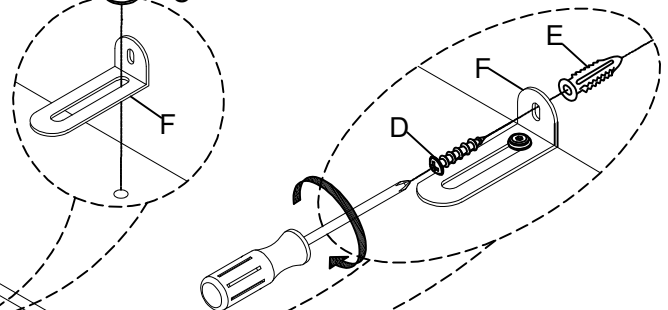
HARDWARE LIST

No.	Drawing	Description	Size	Q'ty
A		Allen Head Bolt	Ø1/4x1-1/8"	2
B		Lock Washer	Ø1/4"xØ11x1mm	2
C		Flat Washer	Ø1/4"xØ18x1mm	2
D		Wood Screw	Ø8x32mm	2
E		Plastic Anchors	Ø13xØ4x38mm	2
F		Brackets	77x25x25x2mm	2
G		Allen Key	4mm	1
H		Tipping restraint		1

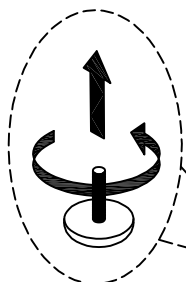
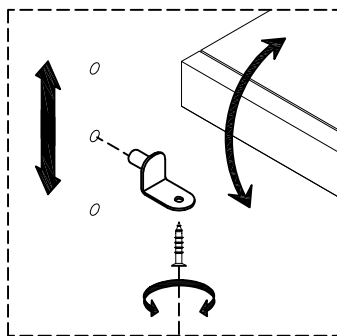
Step 1



Step 2



Anti-tip kit is included for use.
We recommend installing for safety reason.



Leveler(4pcs)

Remark: Leveler are pre-installed

Remark: Anti-tip kit restrain is provided. Please follow the instructions enclosed with the pack.