

FLEXSTEEL®

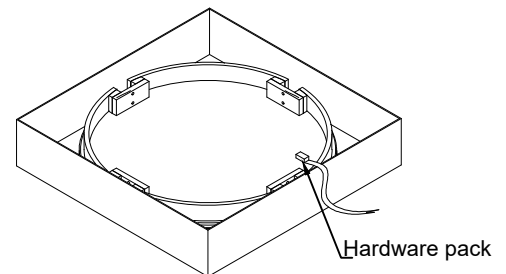
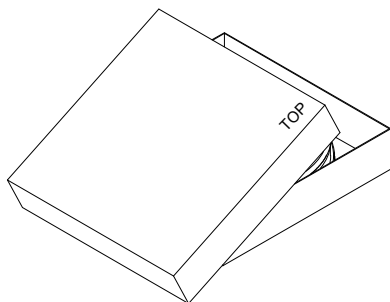
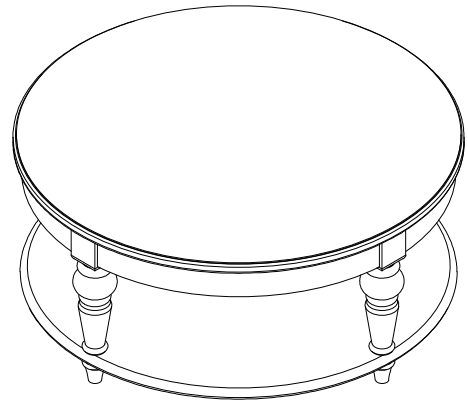
W1042-0341

ROUND COFFEE TABLE W/ CASTERS

IMPORTANT

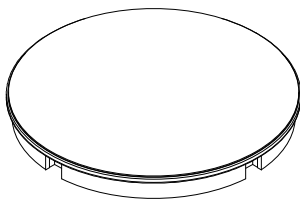
Carefully remove all parts from the carton, and put them individually on a soft cloth to prevent damage to the parts.

We have taken great care in the design of this product and request that you carefully and accurately follow our assembly instructions to ensure proper set-up.

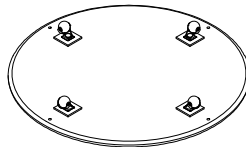


Part List

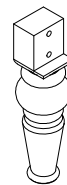
Assembly Instructions 1/3



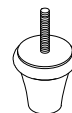
A. Table Top
1 piece



B. Bottom Shelf
1 piece

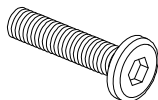


C. Pedestal
4 pieces



D. Leg
4 pieces

Hardware List



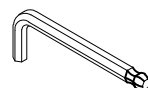
Bolt
Ø5/16"-18 UNC x 1-3/4"
8 pieces



Spring Washer
Ø5/16" x 1.5mm
8 pieces



Flat Washer
Ø5/16" x Ø19mm x 1.5mm
8 pieces



Hex Key
5/32"
1 piece

FLEXSTEEL®

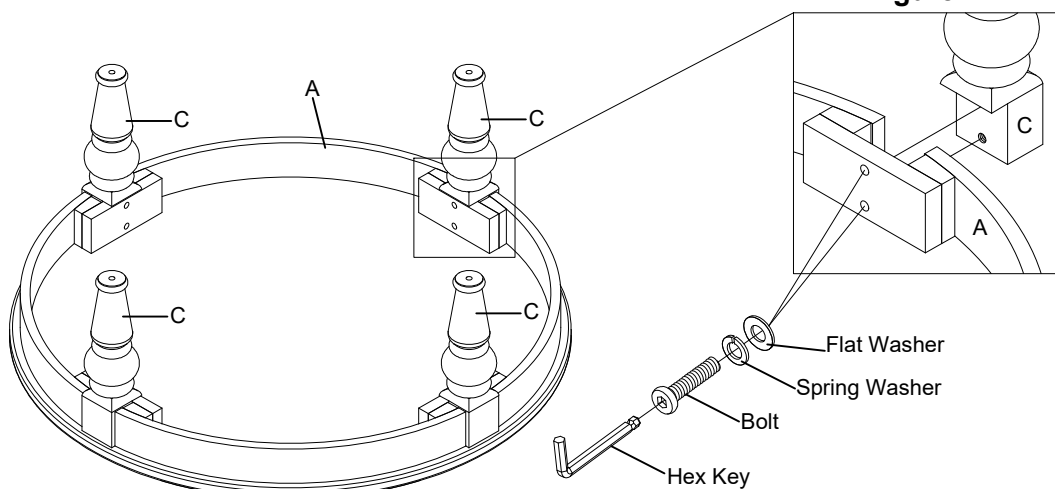
Assembly Instructions 2/3

IMPORTANT NOTES

- Do not tighten up all the bolts until each part is properly assembled.
- Keep the Hex Key in a safe place as you may need to tighten up the bolts in the future.
- Use a soft cloth between these parts and the floor.
- We recommend this product be assembled by at least two adults.

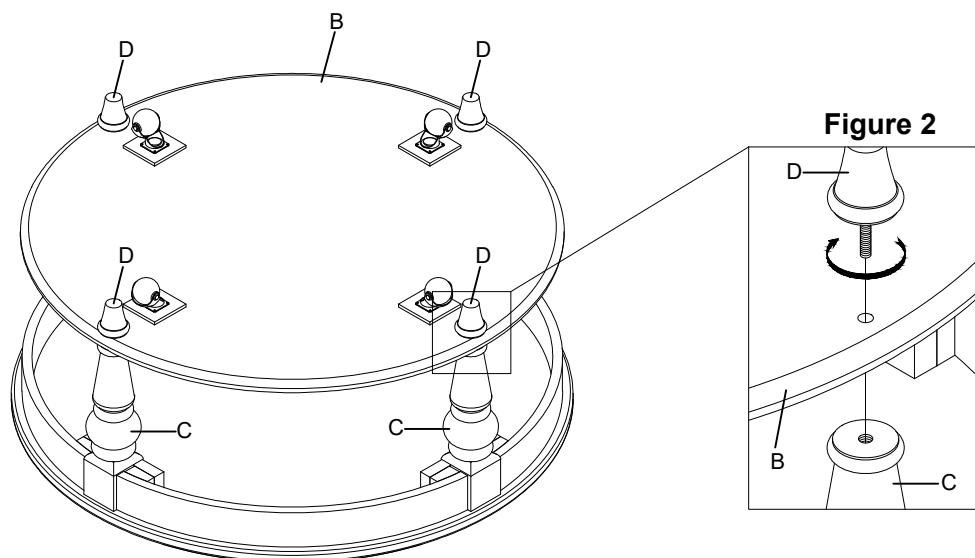
STEP 1

Connect the Table Top (A) and Pedestals (C) by inserting Bolts, Spring Washers, Flat Washers and fully tighten with Hex Key. (See Figure 1).



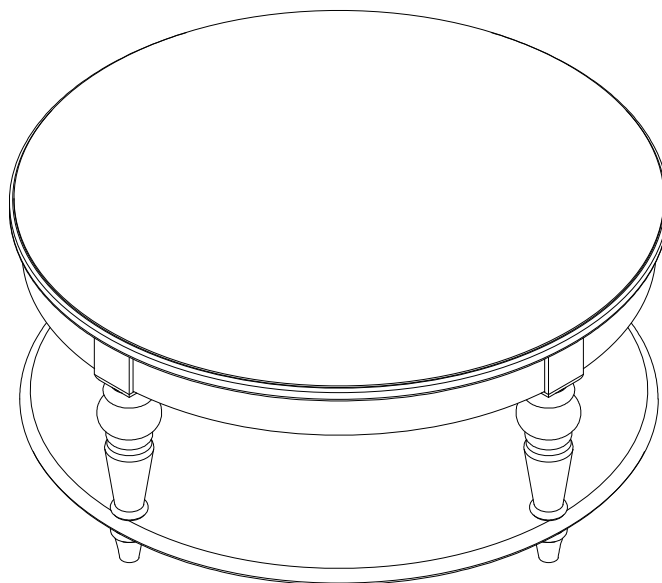
STEP 2

Connect the legs (D) to the pedestals (C) while passing the threaded bolts through the bottom shelf (B). Turn the legs clockwise by hand until tight. (See Figure 2)



FLEXSTEEL®

Assembly Instructions 3/3



CARE INSTRUCTIONS

- To avoid scratches, do not place sharp or jagged objects directly on the table top.
- Do not place hot items directly on the table top.
- Use placemats or trivets under hot items and coasters under beverages to prevent marks and stains.
- Avoid the use of harsh chemicals or abrasive cleaning materials.
- Wipe the table clean with a soft, dry cloth after each use.
- Wipe up spills quickly with a soft, dry cloth.

Flexsteel Industries, Inc.

For Parts or Customer Service call

toll-free:

1-888-415-3979

Monday-Friday

8:00 a.m. -5:00 p.m.

(Central Time)

Email:

customersolutions@flexsteel.com

www.flexsteel.com