

Engineering Specification

Job Name _____

Contractor _____

Job Location _____

Approval _____

Engineer _____

Contractor's P.O. No. _____

Approval _____

Representative _____

LEAD FREE*

Deringer™ 30X Low Head Loss Double Check Detector Assembly

Sizes: 4" & 6"

The Deringer™ 30X Double Check Detector Assembly prevents (DCDA-II) non-health hazard pollutants from entering a potable water supply system when backpressure and/or backsiphonage conditions occur. Used primarily on fire sprinkler systems when monitoring of unauthorized water use is required.

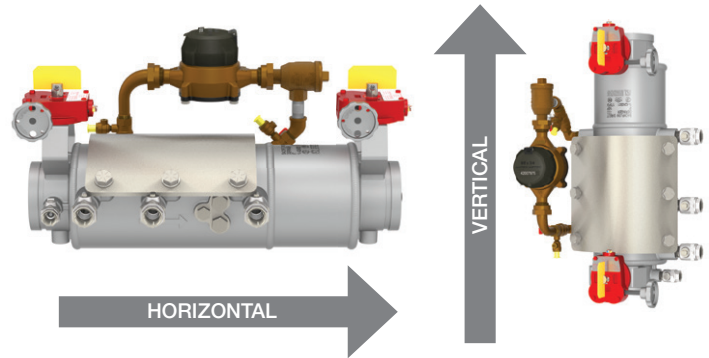
Features

- Oversized checks for extreme performance
- Integral shutoff valves indoor/outdoor application
- 100% stainless steel housing
- Tamper-resistant test cocks
- Patented Dual-action™ check modules
 - Poppet action at low flow
 - Swing action at high flow
- Silicone elastomer check discs
- CuFt or gallons bypass meter
- Lead Free* bronze bypass components
- DCDA-II single check bypass
- Prewired supervisory (alarm) switches
- Flanged adapters available
- IPS grooved ends

Specifications

The Deringer 30X Double Check Detector Assembly shall utilize two independent Dual-action check modules and two integral resiliently seated shut-off valves all of which shall be contained within a single rigid valve housing constructed entirely of 304 stainless steel. Both integral shutoff valves shall include pre-wired supervisory tamper switches contained within a weatherproof actuator housing approved for both indoor and outdoor use. Dual-action check modules shall operate as a "poppet style" check under low flow conditions, operate as a "swing style" check under high flow conditions and utilize replaceable silicone elastomer sealing discs. Assembly test cocks shall be handle-less and operate via a tamper resistant actuator. Assembly shall have a single full access service port and cover with an "inline" replaceable elastomer seal. The bypass assembly shall include a meter registering either gallons or cubic feet, a single check valve and required test cocks. Assembly shall be serviceable without special tools and approved for both horizontal and vertical applications.

Ames Fire & Waterworks product specifications in U.S. customary units and metric are approximate and are provided for reference only. For precise measurements, please contact Ames Fire & Waterworks Technical Service. Ames Fire & Waterworks reserves the right to change or modify product design, construction, specifications, or materials without prior notice and without incurring any obligation to make such changes and modifications on Ames Fire & Waterworks products previously or subsequently sold.



Approved for Fire Protection, Waterworks, Plumbing, and Irrigation Applications.

Materials

Valve Housing:	304 Stainless Steel
Valve Cover:	304 Stainless Steel
SOV Disks:	EPDM/304SS
SOV Shafts:	304 Stainless Steel
Bypass Spring:	302 Stainless Steel
SOV Bearings:	Teflon® fluoropolymer/Bronze
Non-wetted Bolts:	Grade 8 Zinc Plated
Check Disks:	Silicone (NSF)
Wetted Fasteners:	18-8 Stainless Steel
Bypass Components:	Lead Free Bronze
Check Springs:	17-7 Stainless Steel
Check Pins:	17-7/18-8 Stainless Steel
Check Seats:	Noryl® Polymer (NSF)
O-rings:	Buna-N (NSF)
Bypass Internals:	ABS Polymer

*The wetted surface of this product contacted by consumable water contains less than 0.25% of lead by weight.

Teflon® is a registered trademark of The Chemours Company.

Noryl® is a registered trademark of SABIC Global Technologies B.V.

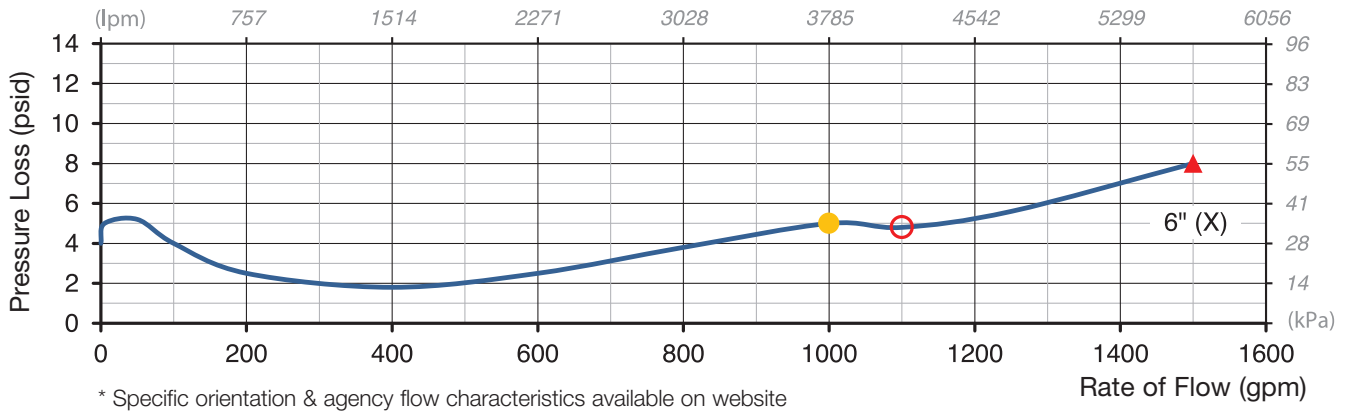
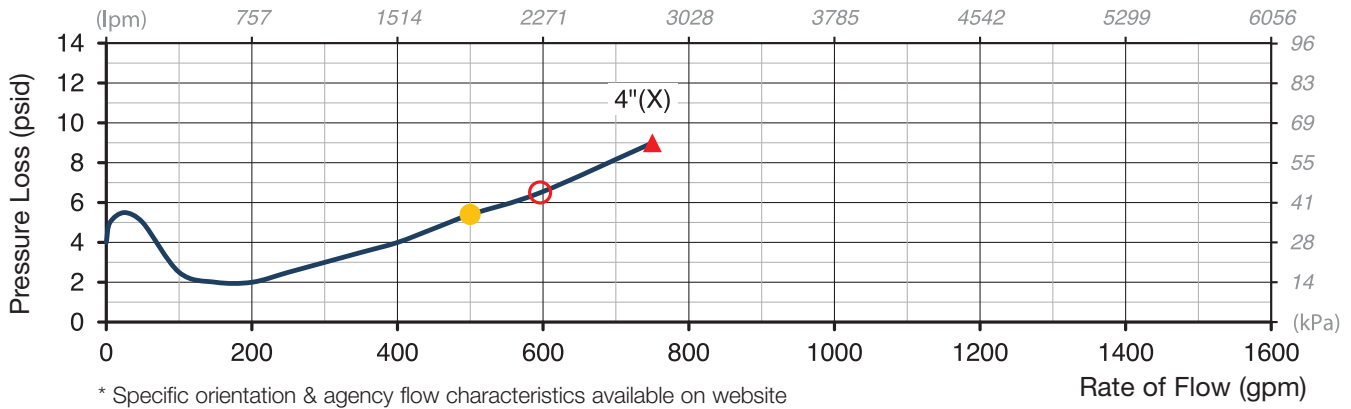
NOTICE

The information contained herein is not intended to replace the full product installation and safety information available or the experience of a trained product installer. You are required to thoroughly read all installation instructions and product safety information before beginning the installation of this product.



● = Rated Flow ▲ = UL Tested ○ = 15 fps

Flow Performance



Pressure – Temperature

Temperature Range: 33°F – 140°F

Working Pressure: 10 – 175psi

Standards

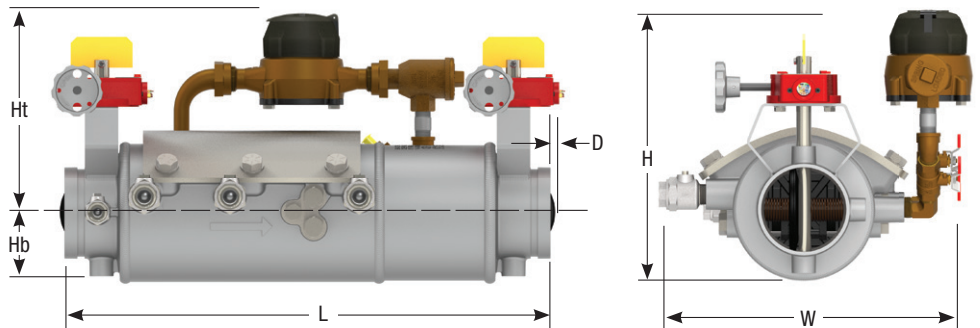
AWWA C510-07 Compliant
NSF/ANSI 372, UL CERTIFIED
LEAD FREE

End Connections

- IPS Groove for Steel Pipe:
AWWA C606
- Flange Adapters:
ANSI B16.1 Class 125



Dimensions – Weights



Size	Model	Ht		Hb		L		D		H		W		Weight	
in.		in.	mm	in.	mm	in.	mm	in.	mm	in.	mm	in.	mm	lbs	kg
4	30X	9.7	246	3.3	84	23.6	599	0.2	5	13.0	330	15.2	387	78	35
6	30X	9.6	244	4.8	122	28.625	727	1.0	25	14.4	366	16.8	427	137	62



A WATTS Brand

USA: Backflow T: (978) 689-6066 • F: (978) 975-8350 • AmesFireWater.com
USA: Control Valves T: (713) 943-0688 • F: (713) 944-9445 • AmesFireWater.com
Canada: T: (888) 208-8927 • F: (905) 481-2316 • AmesFireWater.ca
Latin America: T: (52) 55-4122-0138 • AmesFireWater.com