


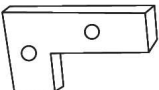



ITEM: SS407-01-080

Maria Chair

Thank you for purchasing this quality product. Be sure to unpack carefully looking for small parts which may have come loose during shipment.

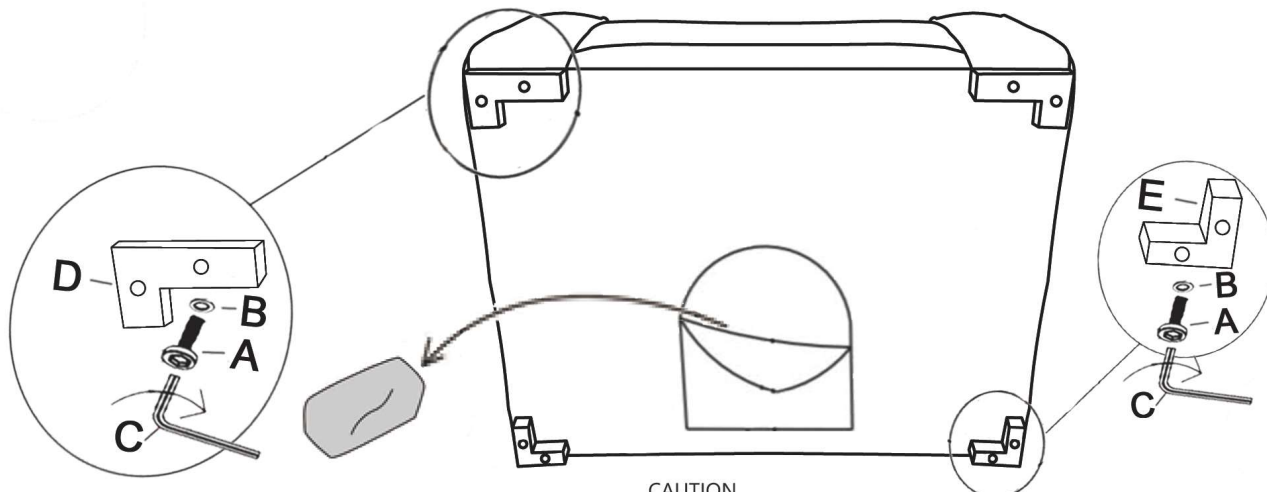
Read all instruction and study the drawing carefully before starting the assembly process .

	Description	Sketch	Quantity
A	bolt		8
B	flat washer		8
C	wrench		1
D	front leg		2
E	rear leg		2

PS: One leg with 2 bolt and 2 flat washer.

Step 1: Open the zipper on the bottom of sofa ,take out the sofa leg /bolt/flat washer/wrench/front leg/rear leg

Step 2: Fixed the leg(D/E) with flat washer(B)and bolt(A),tighten it by wrench (C) in clockwise. Repeat the same steps for the remaining legs,carefully turn over the sofa.



CAUTION

Do not allow children to play on this mechanism furniture or operate the mechanism. Leg rest folds down on closing so that child could possibly be injured. Always leave in an upright and closed position and keep hands feet clear of mechanism. Only the occupant should operate it.