



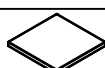



ITEM: 6820-80113-80 Square End Table  
6820-80113-85 Square End Table  
6820-80113-99 Square End Table

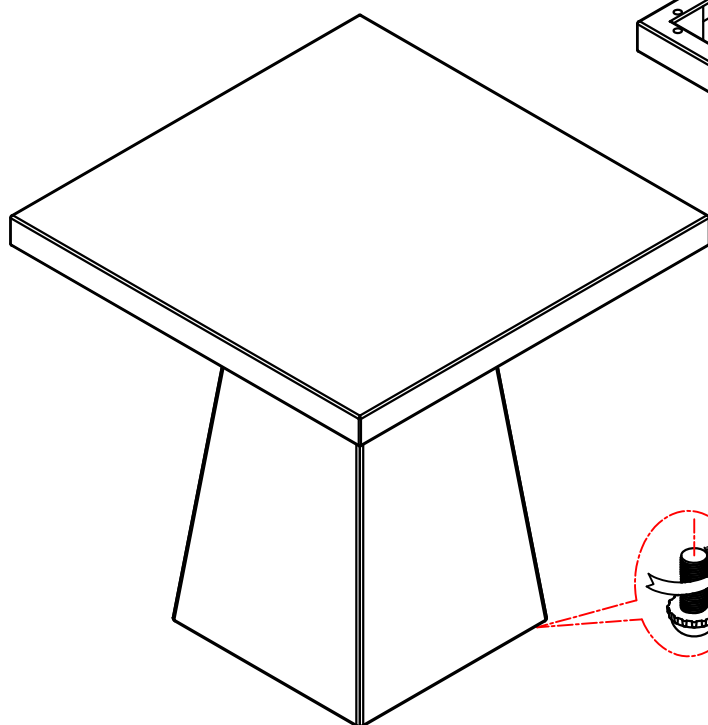
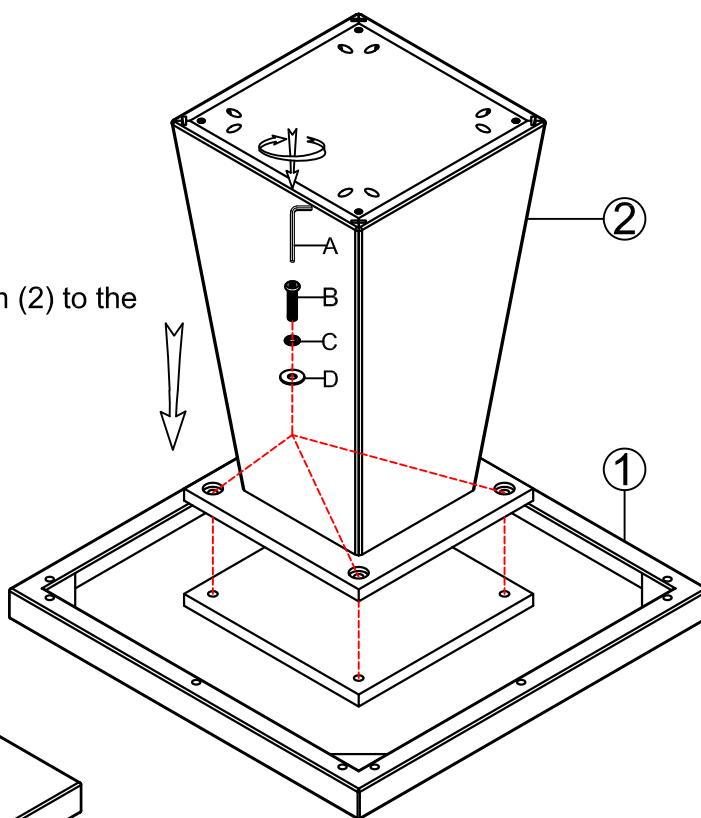
Thank you for purchasing this quality product. Be sure to unpack carefully looking for small parts which may have come loose during shipment.

Read all instruction and study the drawing carefully before starting the assembly process.

HARDWARE PACK				
NO.	DRAWING	DESCRIPTION	SIZE	Q'TY
A		Allen Wrench	73*29*5mm	1 PC
B		Bolt	5/16*30mm	4 PCS
C		Lock Washer	5/16"	4 PCS
D		Flat Washer	5/16*22mm	4 PCS

PART LIST			
NO.	DRAWING	DESCRIPTION	Q'TY
①		Table Top	1 PC
②		Bottom	1 PC

STEP 1:  
Assemble the Bottom (2) to the  
Table Top (2)



Adjust leveler if needed to level  
table on uneven floor.