



KINETIC SPINNER GARDEN STAKE

Assembly Instructions



Kinetic Spinners

B



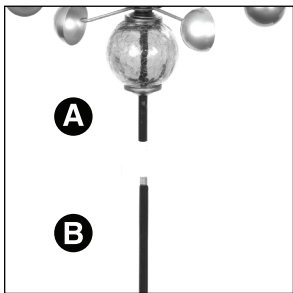
Middle Pole

C



Stake Base

Step 1: Attach kinetic spinners (A) to middle pole (B) by turning it to the right until it is firmly tightened.



Step 2: Attach middle pole (B) (the result of step 1) to stake base (C) by turning it to the right until it is firmly tightened.

