

KT3260


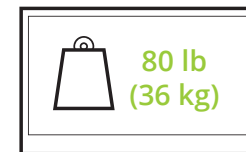
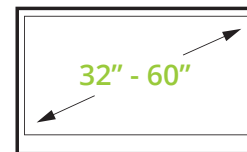
Wide enough to fit even 24" stud centers.


The KT3260 is a tilting TV wall mount wide enough to fit even custom 24" stud centers. While most construction uses 16" stud centers, there are many applications where 24" centers are needed – the KT3260 wall plate is wide enough to fit both.

With its low-profile design, range of VESA patterns and flexible tilting mechanism, this mount is a great fit for TVs between 32" and 60". It's also built with adjustable quick-release cords making it easy to remove your TV from the wall and access cables.

FEATURES & SPECIFICATIONS

- Fits most flat panel TVs from 32" to 60"
- Supports TVs up to 80 lb (36 kg)
- Accommodates VESA sizes from 100x100 to 600x400
- Accessible tilt mechanism provides a +12° tilt angle
- Sits 1.5" (3.8 cm) from the wall
- 27.6" (70 cm) dual stud wall plate accommodates up to 24" stud spacing
- Solid steel construction with durable powder coated finish
- Installation manual and all mounting hardware for wood stud and concrete installation is included
- Five year warranty
- Shipping box weight: 6.4 lb (2.9 kg)
- Shipping box dimensions: 28.7" x 5.1" x 2.8" (73 x 13 x 7 cm)
- Product weight: 5.4 lb (2.4 kg)
- UPC: 800152015699





FITS VESA SIZES TO 600x400

The KT3260 accommodates a range of VESA sizes from 100x100 to 600x400.




12 DEGREES OF FORWARD TILT

With 12° of forward tilt, the KT3260 provides just the right amount of range to make the proper adjustments to your viewing angle.



QUICK RELEASE TABS

Once the arms are mounted to your TV, adjust the length of the quick release tabs. Always within reach, the quick release tabs extend below the mount and offer a quick and easy way to detach your TV from the mount and remove it from the wall. This makes it easy to install or remove cables at the back of your TV.



STRONG WALL PLATE

Designed for strength and flexibility, it features an alignment arrow for proper orientation, plus holes and slots for more precise positioning. The KT3260 works with both 16" or 24" stud spacing and accommodates a variety of stud configurations.



ATTRACTIVE END CAPS

Now you can have style and function with smooth, polished end caps that cover the ends of your mount and give you a clean, modern look.



EVERYTHING YOU NEED

Everything you need to complete your installation is included. Washers, spacers, bolts, and manuals are neatly packaged for maximum convenience. Phone support is available to guide you through the process.

TECHNICAL ILLUSTRATIONS

