

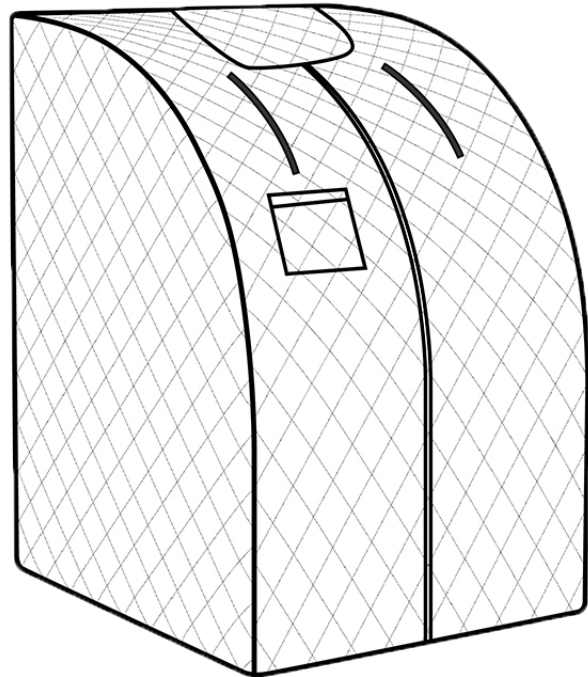


# PORTABLE INFRARED SAUNA USER GUIDE

## MODELS

**SP-SS0001-1P**

**SP-SS0002-1P**



# DON'T WAIT! REGISTER NOW!

Register your product within 90 days to ensure your steam bath generator is recognized as an official purchase and is eligible for warranty coverage.

Mail in the completed registry card (Pg. 2) or register online at [www.SteamSpa.com/register](http://www.SteamSpa.com/register).



# PRODUCT REGISTRATION\*

**IMPORTANT: Your warranty will not be recognized unless this card is fully completed and returned or online registration is completed.**

**To ensure that your warranty is registered and confirmed please do one of the following:**

- 1. Register online at [www.SteamSpa.com/register](http://www.SteamSpa.com/register).** You will be asked to fill out the same information you would in the registration card. Registering online is fast, secure and ensures we receive your information.
- 2. Complete, cut out and mail the registration card below.** By returning this registration card we confirm the date of purchase for your new product. This confirmation will allow us to process any warranty claims.

**Mail the card to: 5701 NW 35 Avenue, Miami, FL 33142**



Product Registration Card

Name ..... Address .....

City ..... State ..... Zip .....

Phone ..... Email.....

Date of Purchase..... **Order or Purchase #**..... **SKU or Model #**.....

Installer's Name ..... Phone .....

I have read the Owner's Guide carefully and understand and agree that any installation, operation or maintenance of the sauna and accessories must be done strictly in accordance with instructions and guidelines contained in the owner's manual and installation guide.

**Signature**..... **Date**.....

# IMPORTANT WARRANTY INFORMATION!



## WARRANTY AND REPAIR GUIDELINES

SteamSpa warrants that this portable sauna unit will be free from manufacturer defects and malfunctions. For terms and conditions please refer to the latest SteamSpa Warranty at [www.SteamSpa.com/warranty](http://www.SteamSpa.com/warranty).

**Please be advised failure to comply with any of the following will VOID the warranty.**

1. Sauna must be registered within 90 days of delivery. See [www.SteamSpa.com/register](http://www.SteamSpa.com/register).

### **Warranty Period:**

This product is covered under warranty for a period of one year, commencing from the date of purchase.

### **Requesting Repairs:**

In the event that your sauna requires repair, please reach out to our dedicated service center for assistance.

### **Conditions for Chargeable Repairs:**

While many repairs are covered under warranty, there are specific circumstances under which charges will be incurred for material replacement only. These include:

#### **a. Improper Use and Handling:**

Damages resulting from usage not in accordance with the manufacturer's guidelines.

#### **b. Voltage Compliance:**

Issues arising from operating the device outside the specified voltage requirements.

#### **c. Unauthorized Reassembly:**

Any malfunction or damage occurring after the device has been reassembled after initial installation by our authorized supplier.

#### **d. Environmental and Accidental Damage:**

Damages caused by natural events, disasters, or fire are not covered under the warranty.

For further information or assistance, visit [www.SteamSpa.com/warranty](http://www.SteamSpa.com/warranty) or call 1-800-856-0172.

# TABLE OF CONTENTS

**USER INSTRUCTIONS** .....5

**WARNING** ..... 5

**FUNCTIONS** .....7

**SPECIFICATONS** ..... 7

**PRODUCT SIZE CHART**.....7

**COMPONENTS**.....8

**INSTALLATION**.....9

**REMOTE CONTROL KEY DESCRIPTION**.....9

**CLEANING & STORAGE** .....10

**TROUBLE SHOOTING** .....11

INSTALLATION & USER GUIDE

## IMPORTANT!

- Malfunctions, damages, parts replacement and labor resulting from improper installation, negligence, or lack of care and maintenance will NOT be covered under the SteamSpa Warranty.
- PRIOR TO INSTALLATION, ENSURE THAT THE PRODUCT IS POWERED OFF. DO NOT USE THE PRODUCT IN A HUMID ENVIRONMNET.

Thank You for choosing SteamSpa for health, beauty and relaxation. Now you can enjoy your own private sanctuary in the comfort of your own home.

## USER INSTRUCTIONS

1. Check for visible damages upon delivery of portable sauna. Any damages to packaging should be reported immediately to shipping company delivery representative and SteamSpa's Customer Service Dept.
2. Check model and accessories are correct, including voltage input. Any discrepancies are to be reported to SteamSpa's Customer Service Dept. within 48 hours of delivery.
3. Read installation instructions in detail for a secure and effective installation of SteamSpa portable sauna.
4. SteamSpa shall not be responsible for product damage or malfunction caused by self-installation or installation procedures which do not comply with user manual.
5. SteamSpa portable saunas are for indoor use only.

## WARNING

**Please read carefully before using sauna**

- DO NOT use the sauna product with any of the following Health Conditions:

1. Any type of respiratory condition
2. Any type of a heart condition
3. High or low blood pressure
4. Pregnancy
5. Any skin disease or disorders
6. After or during drinking alcohol or alcoholic beverages

Check with your doctor regarding the use of this product if you have any other health conditions.

# WARNING

## Please read carefully before using sauna

- Unplug the electrical cord after each use.
- Do not use in wet or damp conditions, there is a risk of electric shock.
- Keep the electrical cord away from heat sources.
- Never operate the unit if the electrical cord or plug has been damaged.
- Do not pull on the electrical cord.
- Repair must be performed by manufacturer, its service agent or qualified person.
- Hyperthermia occurs when the internal temperature of the body reaches a level several degrees above the normal body temperature of 98.6°F ( 37°C ). The symptoms of hyperthermia include an increase in the internal temperature of the body, dizziness, lethargy, drowsiness, and fainting. The effects of hyperthermia include:
  - a. Failure to perceive heat
  - b. Failure to recognize the need to exit the sauna, or physical inability to exit the sauna
  - c. Unawareness of impending hazard
  - d. Fetal damage in pregnant women
  - e. Unconsciousness



The use of alcohol, drugs, or medication can greatly increase the risk of fatal hyperthermia.

# ATTENTION

## USAGE PRECAUTIONS

- The sauna is not medical equipment and is not intended to be used for medical purposes.
- Consult your doctor before using the sauna when pregnant or if under medical care.
- Stop using the sauna immediately if you feel discomfort, nausea, or sleepy.
- Do not plug in the electrical cord before the sauna is completely installed.
- Do not plug in while folded for storage.
- Staying too long in the sauna may cause overheating.



It is highly recommended that you DO NOT use the sauna for over 30 minutes per day and DO NOT use it more than 3 times per week.



NOT recommended for use by persons under 18 years of age.

# FUNCTIONS

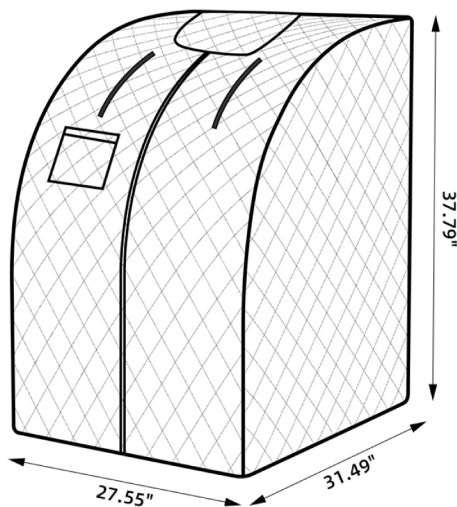
- The default countdown time is 60 minutes, which can be adjusted by the controller.
- The product has a foot heating pad.

**WARNING** Do not hit the foot heating pad with heavy pressure or sharp objects, otherwise it can damage the pad.

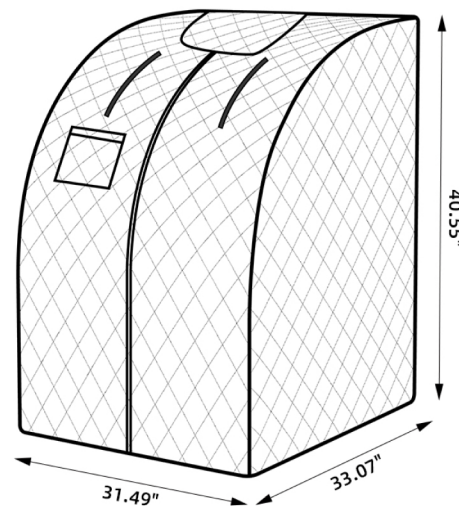
# SPECIFICATIONS

SPECS	SP-SS0001-1P	SP-SS0002-1P
Weight	25.35 lb (11.5 KG)	26.45 lb (12 KG)
Power Output	1050 Watts	1050 Watts
Maximum Temperature	140°F ( 60°C )	140°F ( 60°C )
Time Setting Limit	Up to 60 Minutes	Up to 60 Minutes
Voltage	120V AC / 60Hz	120V AC / 60Hz
Assembled Tent Dimensions(L x W x H)	27.55" x 31.49" x 37.79" ( 70 x 80 x 96 cm )	31.49" x 33.07" x 40.55" ( 80 x 84 x 103 cm )

# PRODUCT SIZE CHART

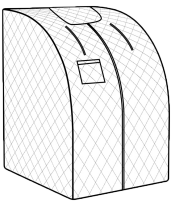


**SP-SS0001-1P**

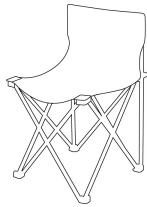


**SP-SS0002-1P**

# COMPONENTS




[ 1 ]

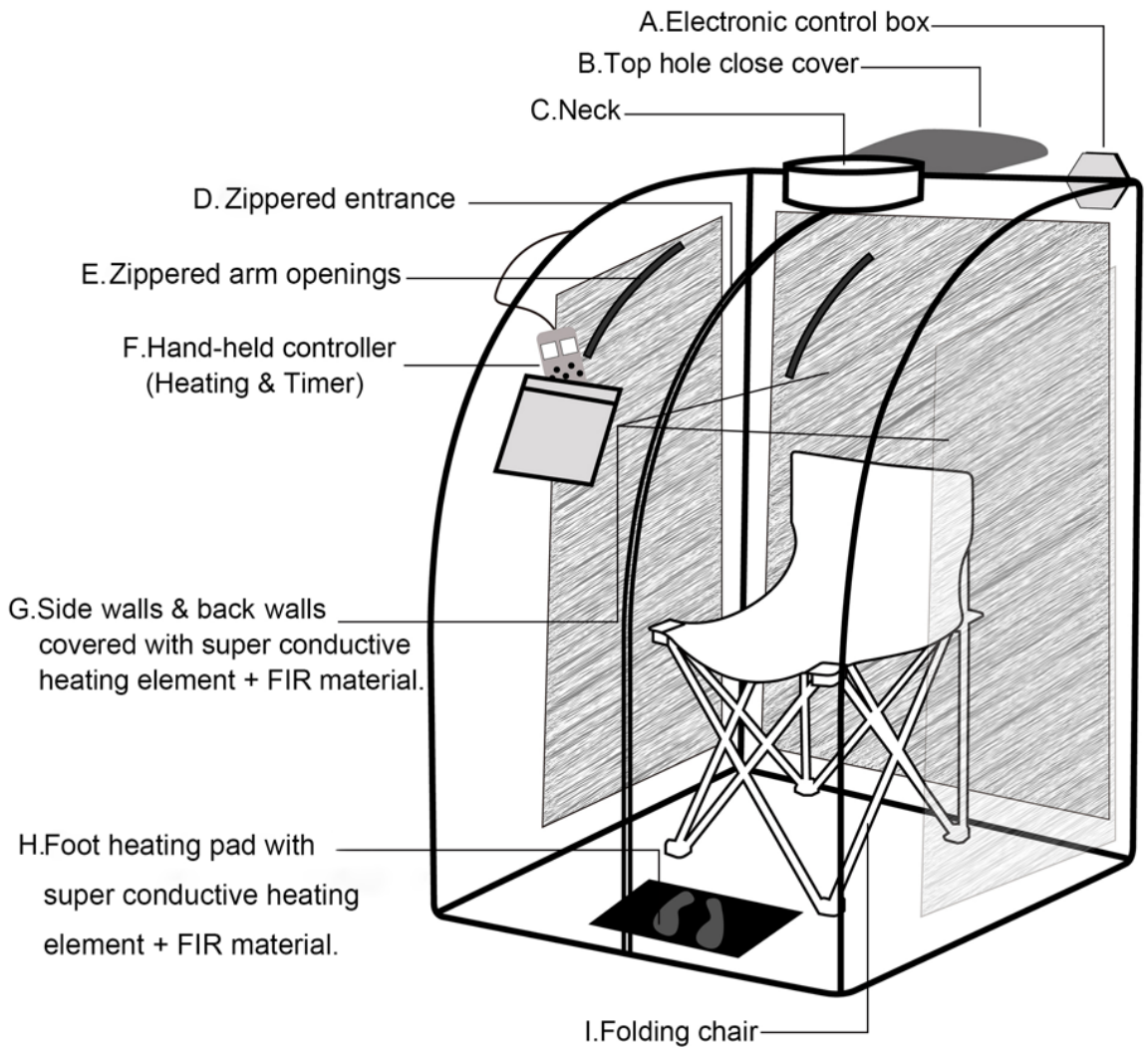


[ 2 ]

PART	Description	Qty.
1	Sauna Tent	1
2	Foldable chair	1
3	Floor mat	1



[ 3 ]





# INSTALLATION

## NOTICE:

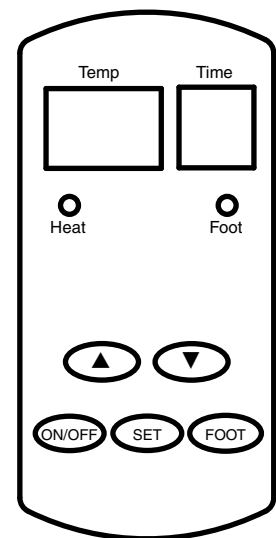
1. Avoid making contact to the sauna with sharp objects during installation.
2. Avoid placing the foldable chair on the Foot heating pad.
3. The footprint face of Foot heating pad should be upward.

**1 minute**  
to set up



# REMOTE CONTROL KEY DESCRIPTION

1. Press ON/OFF key to turn on the controller.
2. Press FOOT key to adjust heating status of Foot heating pad. The Foot light can display the current state as shown below.  
  
light off -- no heat    slow flashing light -- low heat  
quick flashing light -- medium heat    light staying on -- high heat
3. Press SET key until the screen of Temp is on, then press (▲) or (▼) to adjust the temperature.
4. Press SET key until the screen of Time is on, then press (▲) or (▼) to adjust the time.

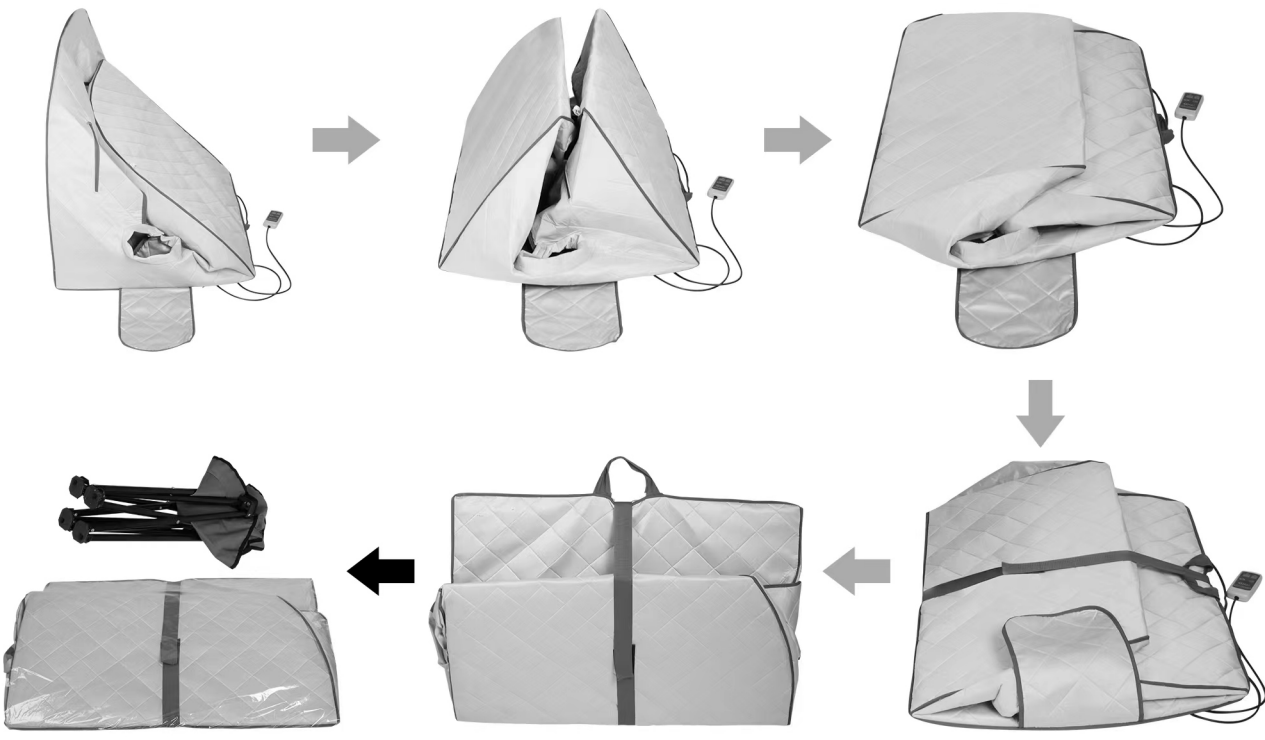


**IMPORTANT!** Keep the REMOTE CONTROL away from liquids.

# CLEANING & STORAGE

1. Dry the Floor Mat after each using.
2. Open the zipper to ventilate. Wait until heat has dissipated.
3. Use clean damp cloth to wipe off, and then fold. No need to wash.
4. Fold the Sauna Tent by following images below. Place in a dry and ventilated location.
5. Do not place items on this product to prevent damage.

INSTALLATION & USER GUIDE



# TROUBLE SHOOTING

SYMPTOM	POSSIBLE CAUSES	RECOMMENDED ACTIONS
The controller does not respond when you plug in the electrical cord and press the ON/OFF button.	<ol style="list-style-type: none"> <li>1.Voltage is not correct.</li> <li>2.Controller broken.</li> <li>3.Electrical cord is not properly plugged in.</li> </ol>	<ol style="list-style-type: none"> <li>1.Check the voltage, sauna requires 110~120V.</li> <li>2.Contact SteamSpa service.</li> <li>3.Check the electric outlet.</li> </ol>
Sauna does not reach set temperature.	<ol style="list-style-type: none"> <li>1.The tent is not completely enclosed.</li> <li>2.Room temperature too low.</li> </ol>	<ol style="list-style-type: none"> <li>1.Check that the zipper of the sauna is fully closed. When the sauna is heating up before it is occupied, cover the neck surround.</li> <li>2.Move the sauna to a room with higher temperature.</li> </ol>
Discomfort occurs when using the product.	Some users are prone to discomfort in high temperature environments.	If you feel unwell, please stop using the sauna. It is recommended to use the product no more than 3 times per week and 30 minutes per day.

