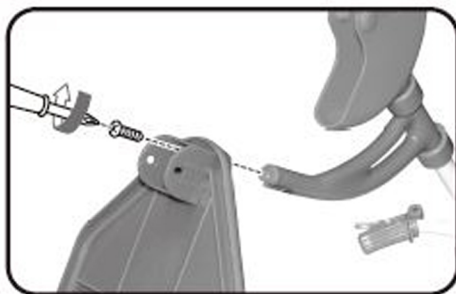


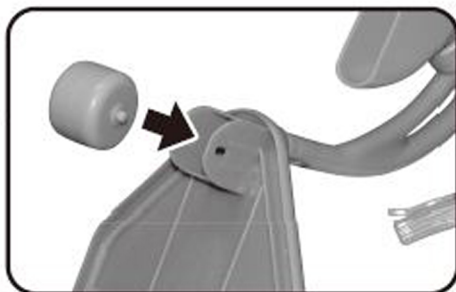
## ASSEMBLY INSTRUCTION

**NOTE:** Assembly must be performed by an adult.

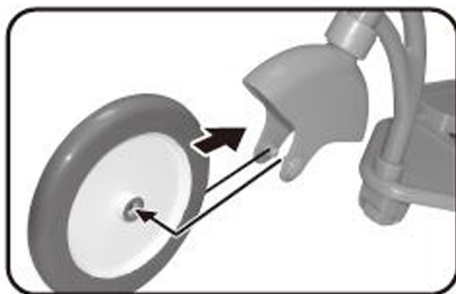
- 1** Assemble the control bar to the base.



- 2** Assemble the small wheel. Just apply a little force to fit the small wheel in place.



- 3** Assemble the front wheel. Apply a little force until the axle of front wheel fits into place.



### **WARNING:**

**CHOKING HAZARD** - Small parts.  
Not for children under 3 yrs.

The toy is to be assembled by an adult - contains potentially sharp points(edges)before assembly, so please keep out of reach of very young children.

ITEM CODE:765107/765247  
PRINTED IN CHINA

說明:

ASM-INST-76510706-G1 17任何踏板車說明書 A5普通書寫紙 單面印刷  
用做大貨說明書ai檔案修改上圖給我們確認  
做大貨的說明書編碼: ASM-INST-76510702-G1