

Second Grade

**Pre-Assessment Unit 8:**

**Graphs and Data**

Name: \_\_\_\_\_


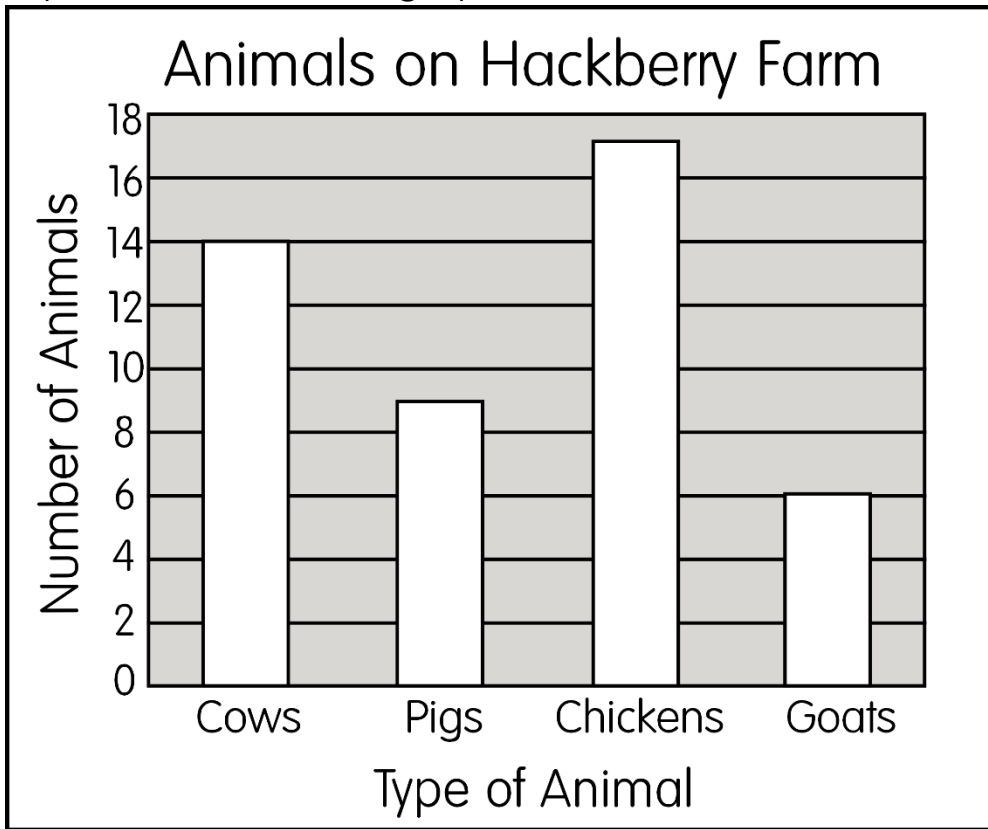
Date: \_\_\_\_\_

# PRE-ASSESSMENT UNIT 8: GRAPHS AND DATA

CCSS: 2.MD.D.10

TEKS: 2.10 ABCD

Answer the questions about the graph.



How many?



How many?



How many?



How many?

How many more



than



?

How many fewer




than



?

How many more




than



?

How many fewer



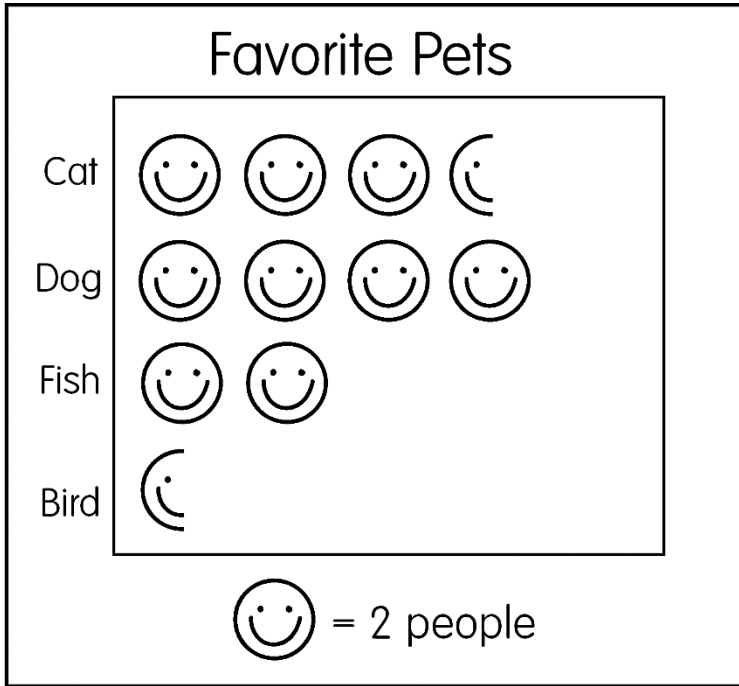
than



?

# PRE-ASSESSMENT UNIT 8: GRAPHS AND DATA

Answer the questions about the graph.







Which pet is the most favorite?

How many fewer students like fish than cats?

---

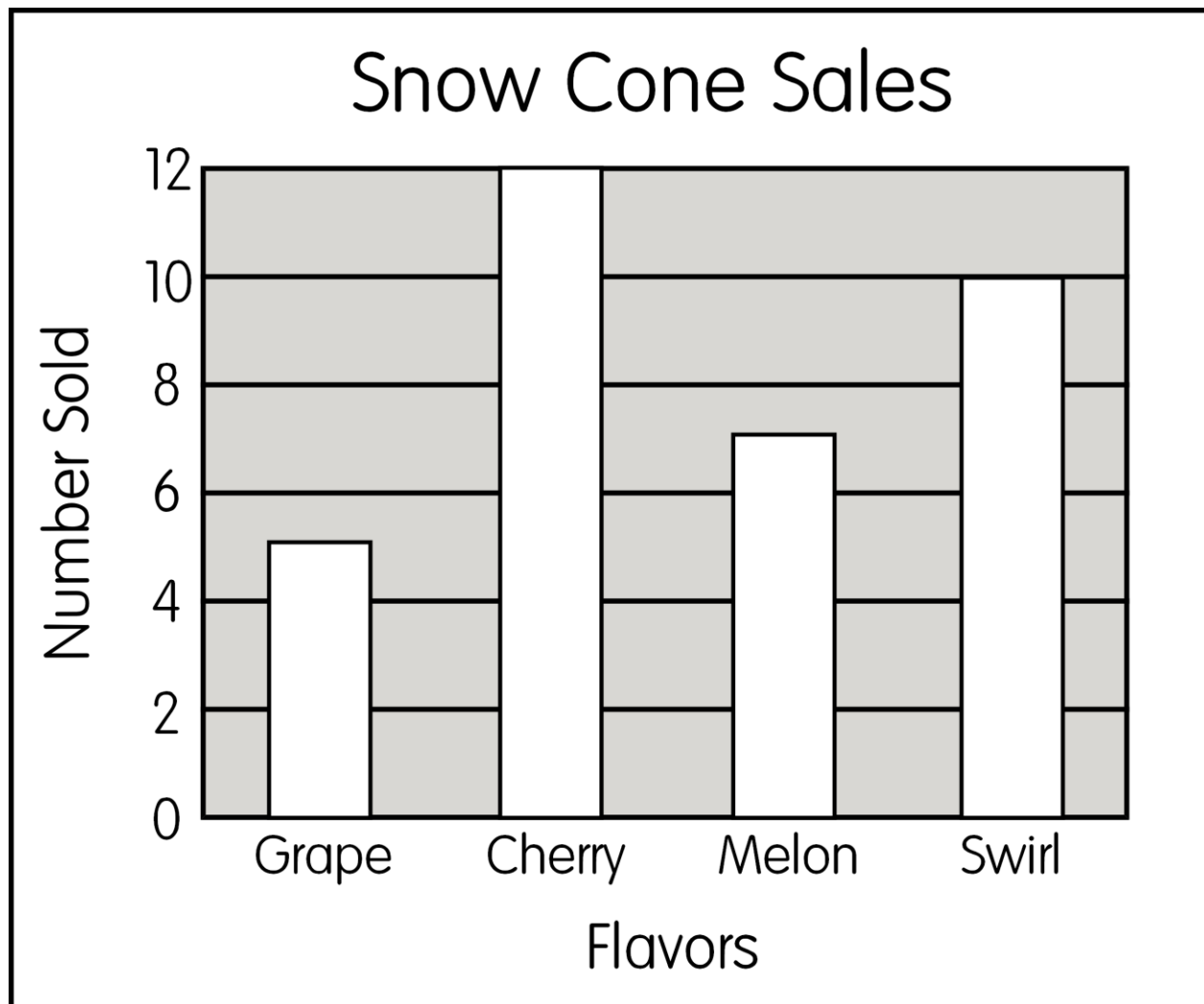
Count and make a tally graph.



	coffee	
	cinnamon bun	
	donut	

# PRE-ASSESSMENT UNIT 8: GRAPHS AND DATA

Look at the graph. Answer the questions about the graph.



How many swirl and grape snow cones were sold? \_\_\_\_\_

Which flavor is the least popular? \_\_\_\_\_

How many fewer melon snow cones were sold than cherry? \_\_\_\_\_

Second Grade

**Post-Assessment Unit 8:  
Graphs and Data**

Name: \_\_\_\_\_

Date: \_\_\_\_\_


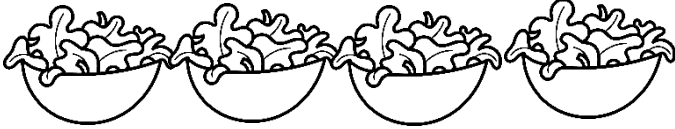






# POST-ASSESSMENT UNIT 8: GRAPHS AND DATA

CCSS: 2.MD.D.10

TEKS: 2.10 ABCD

Answer the questions about the graph.

## What did you eat for lunch?


 <p>salad</p>	
 <p>taco</p>	
 <p>chicken</p>	
 <p>pizza</p>	

How many?





How many more  than  ?

How many?





How many more  than  ?

How many?




How many more  than  ?

How many?

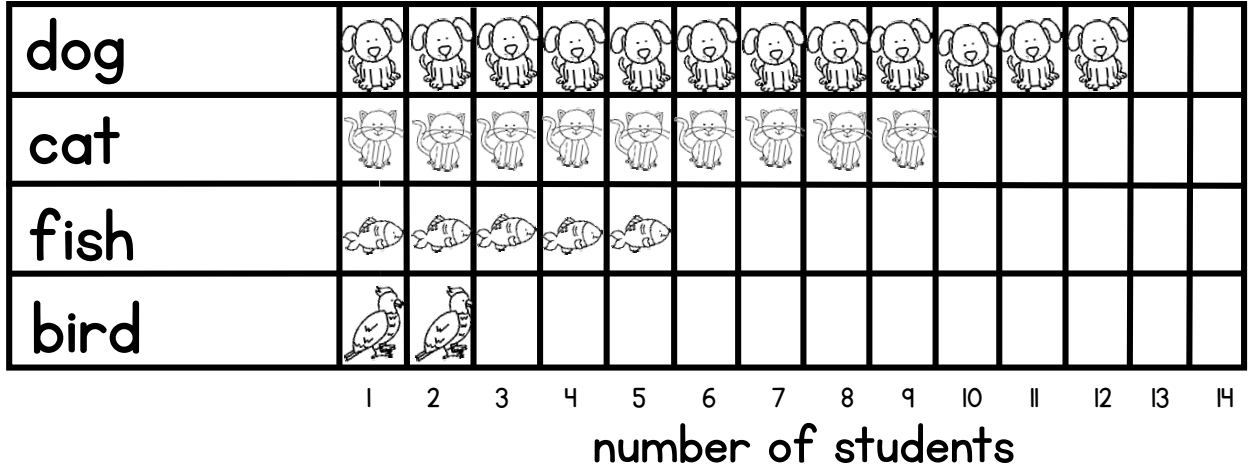



How many more  than  ?

# POST-ASSESSMENT UNIT 8: GRAPHS AND DATA

Answer the questions about the graph.

## Our Pets







Which one has the greatest? \_\_\_\_\_

How many more cats than fish? \_\_\_\_\_

Count and make a graph.

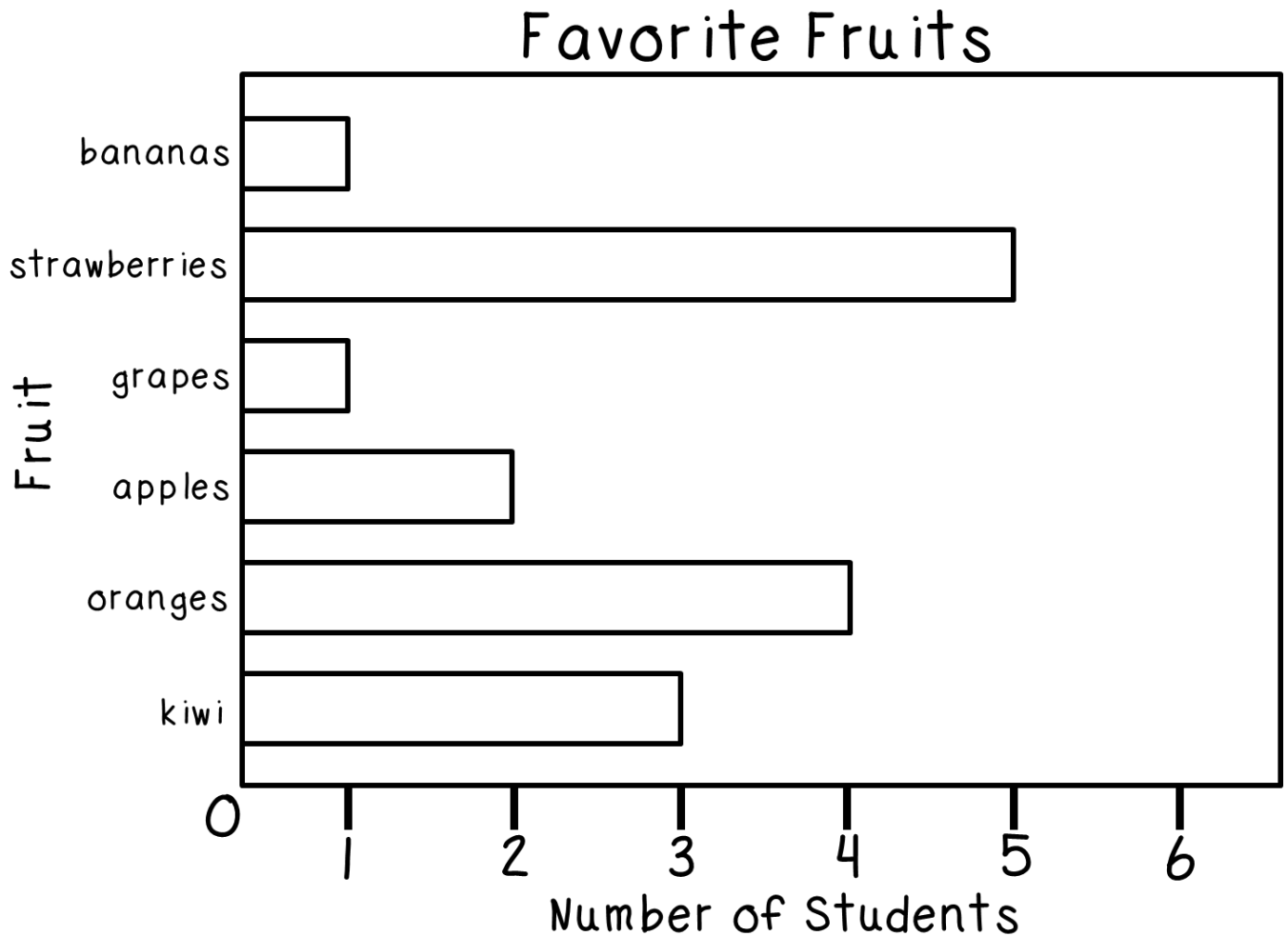
## Camp Graph



 sleeping bag										
 campfire										
 tent										

# POST-ASSESSMENT UNIT 8: GRAPHS AND DATA

Look at the graph. Answer the questions about the graph.



How many students like strawberries most? \_\_\_\_\_

Which fruits do students like least? \_\_\_\_\_

How many more students like oranges than kiwi? \_\_\_\_\_

Second Grade

**Pre-Assessment Unit 8:**  
**Graphs and Data**

Name: \_\_\_\_\_

Date: \_\_\_\_\_

CCSS: 2.MD.D.10


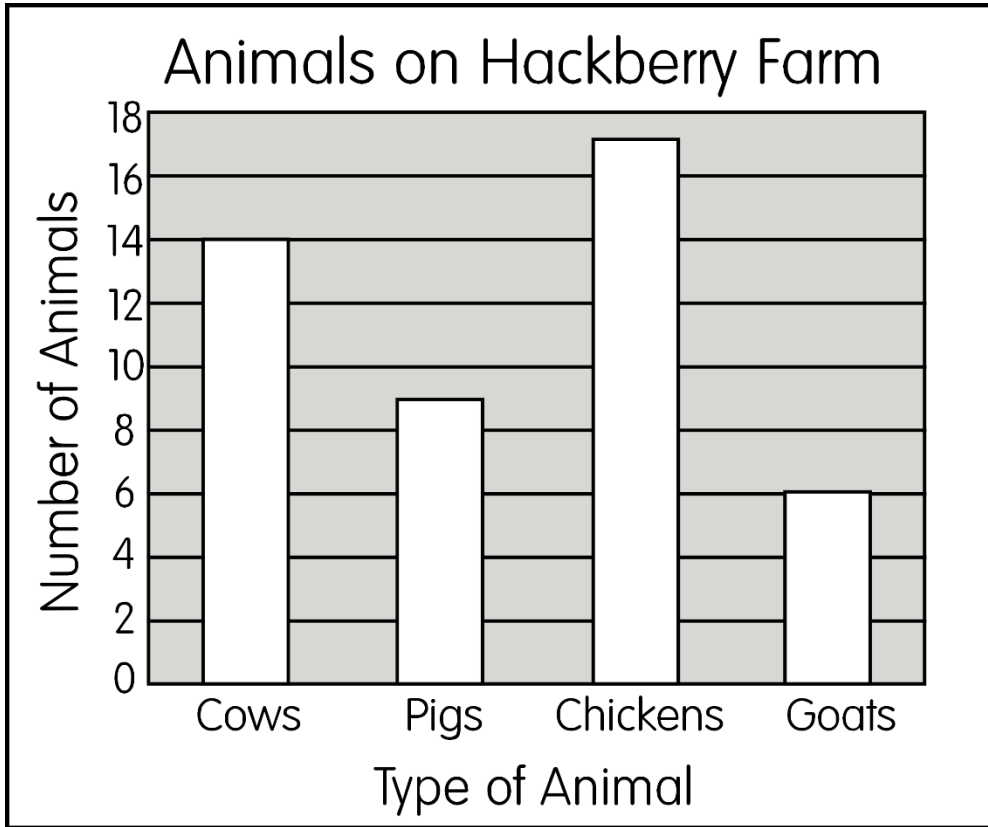
TEKS: 2.10 BD

# PRE-ASSESSMENT UNIT 8:

## GRAPHS AND DATA

Answer the questions about the graph.

CCSS: MATH.CONTENT. 2.MD.D.10  
TEKS: 2.10 D



How many?

14



How many?

9



How many?

17



How many?

6

How many more



than



?

11

How many fewer




than



?

3

How many more




than



?

5

How many fewer



than



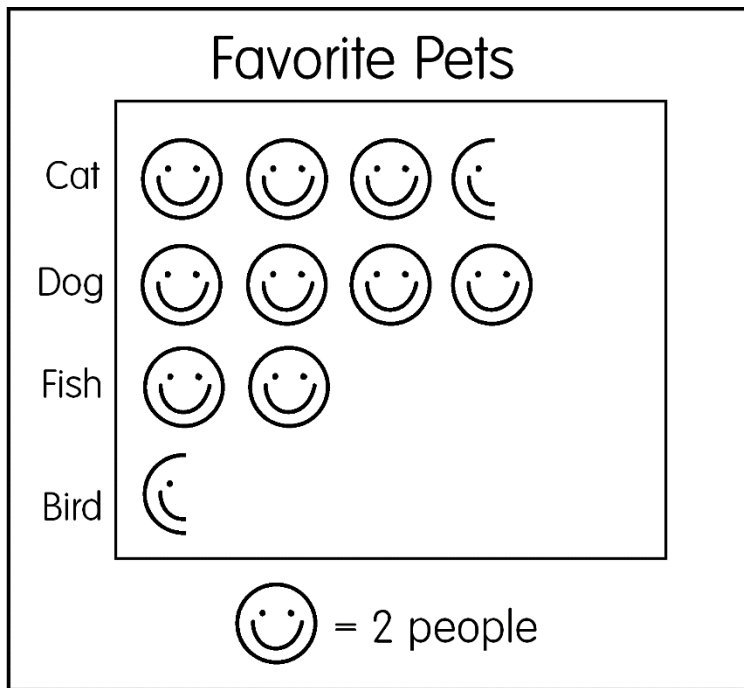
?

3

# PRE-ASSESSMENT UNIT 8: GRAPHS AND DATA

Answer the questions about the graph.

CCSS: MATH.CONTENT. 2.MD.D.10  
TEKS: 2.10 D



Which pet is the most favorite?

dog


How many fewer students like fish than cats?







3

---

Count and make a tally graph.

CCSS: 2.MD.D.10 TEKS: 2.10 B,D

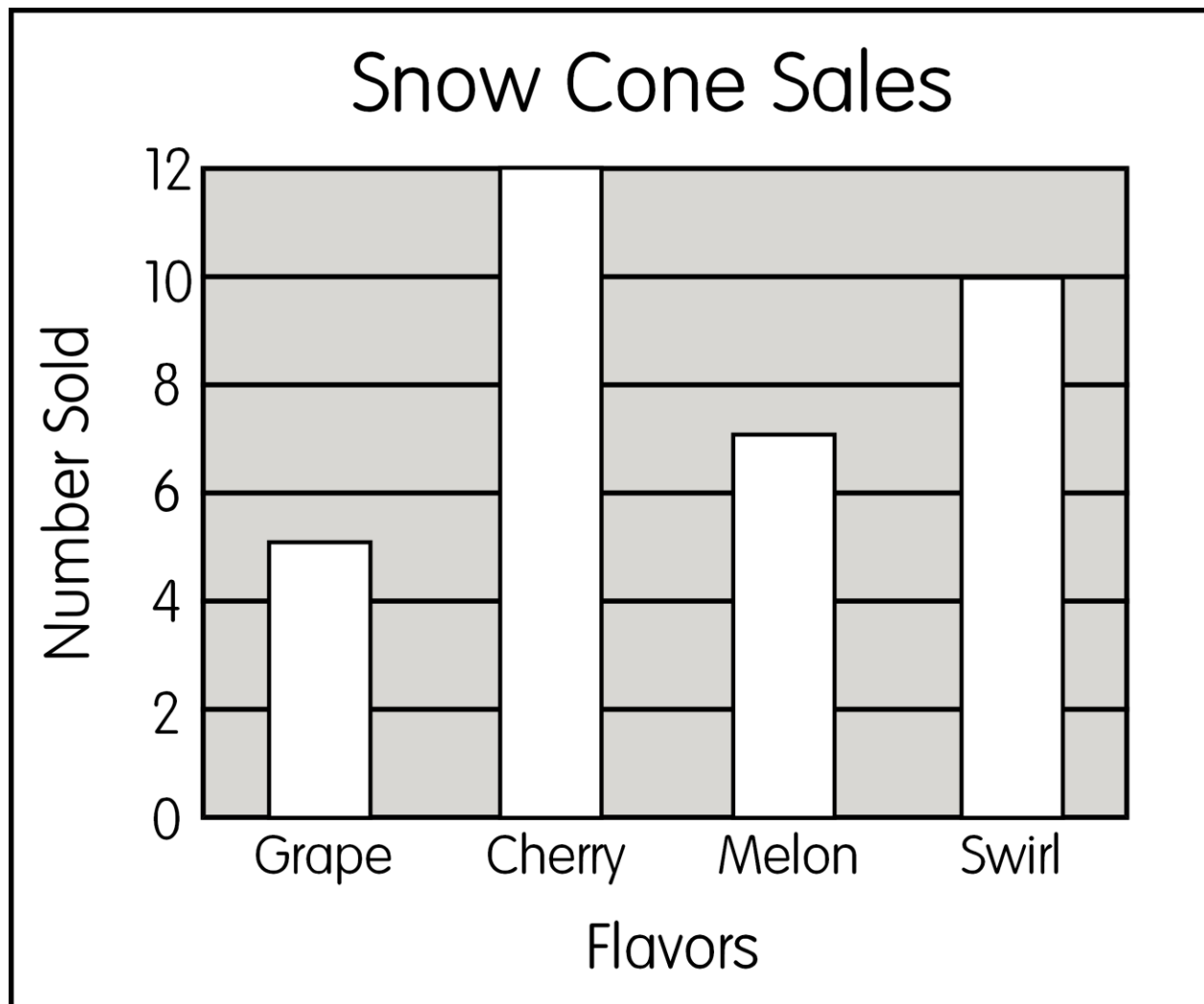


	coffee	
	cinnamon bun	
	donut	

# PRE-ASSESSMENT UNIT 8: GRAPHS AND DATA

CCSS: MATH.CONTENT.2.MD.D.10  
TEKS: 2.10 D

Look at the graph. Answer the questions about the graph.



How many swirl and grape snow cones were sold?

15

Which flavor is the least popular?

grape

How many fewer melon snow cones were sold than cherry?

5

Second Grade

**Post-Assessment Unit 8:  
Graphs and Data**

Name: \_\_\_\_\_

Date: \_\_\_\_\_

CCSS: 2.MD.D.10

# POST-ASSESSMENT UNIT 8:


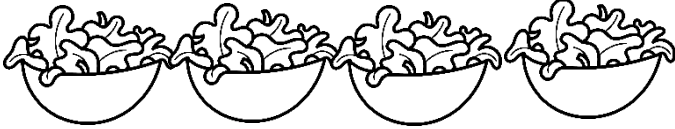






TEKS: 2.10 ABCD


## GRAPHS AND DATA



Answer the questions about the graph.


CCSS: MATH.CONTENT. 2.MD.D.10  
TEKS: 2.10 D

### What did you eat for lunch?


 salad	
 taco	
 chicken	
 pizza	

How many?  
 4


How many more  than ? 2

How many?  
 2

How many more  than ? 3

How many?  
 5

How many more  than ? 2

How many?  
 3

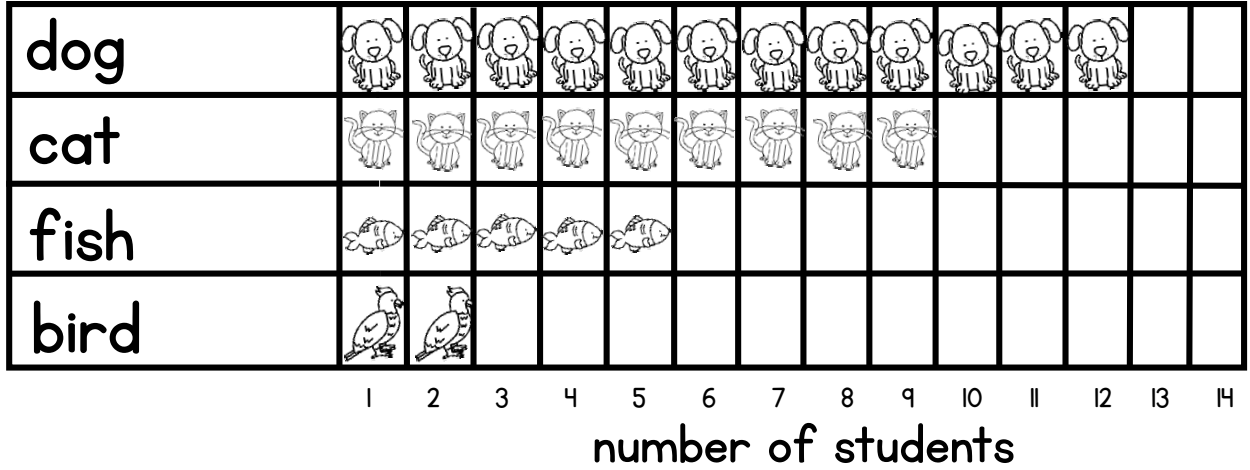
How many more  than ? 1

# POST-ASSESSMENT UNIT 8: GRAPHS AND DATA

Answer the questions about the graph.

CCSS: MATH.CONTENT. 2.MD.D.10  
TEKS: 2.10 D

## Our Pets



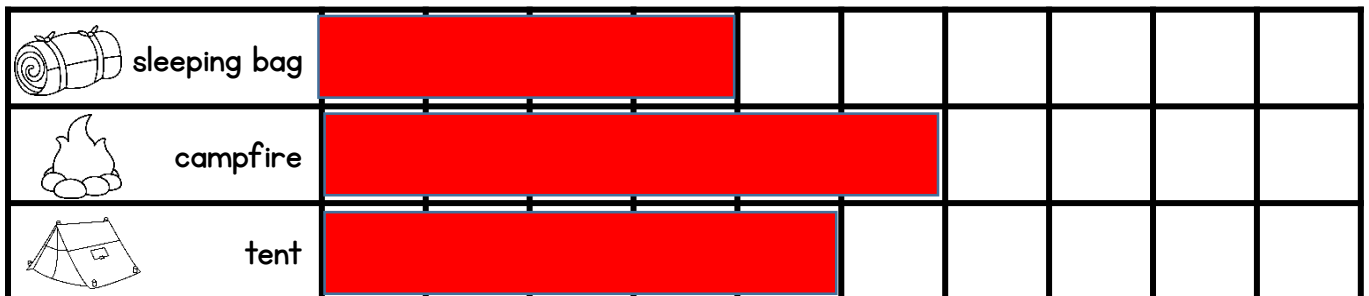

Which one has the greatest? dog

How many more cats than fish? 4

Count and make a graph.

CCSS: 2.MD.D.10 TEKS: 2.10 B,D

## Camp Graph

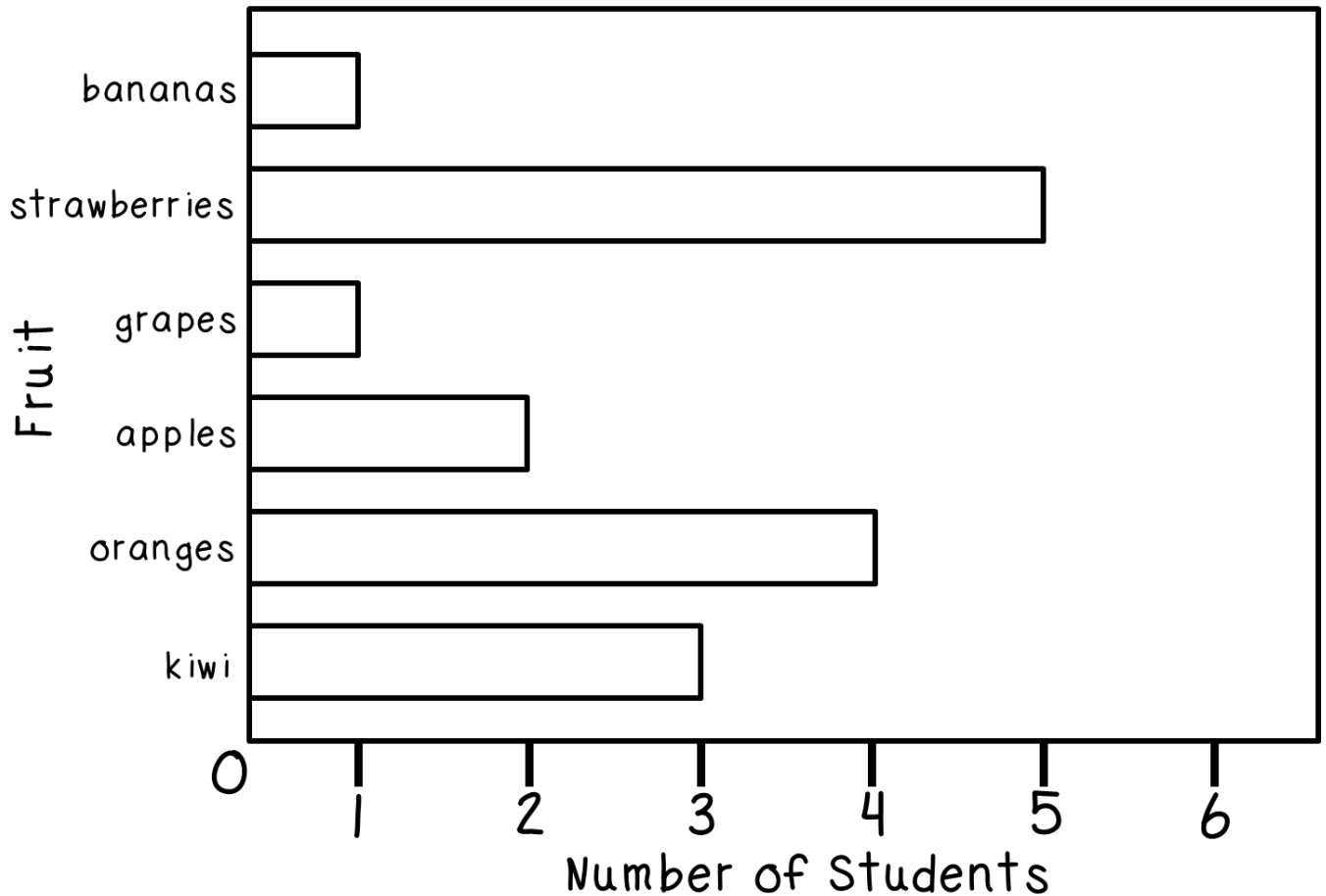


# POST-ASSESSMENT UNIT 8: GRAPHS AND DATA

CCSS: MATH.CONTENT.2.MD.D.10  
TEKS: 2.10 D

Look at the graph. Answer the questions about the graph.

## Favorite Fruits



How many students like strawberries most?

5

Which fruits do students like least?

grapes, bananas

How many more students like oranges than kiwi?

1