




ASSEMBLY INSTRUCTIONS

Description: Sutherlin Coffee Table

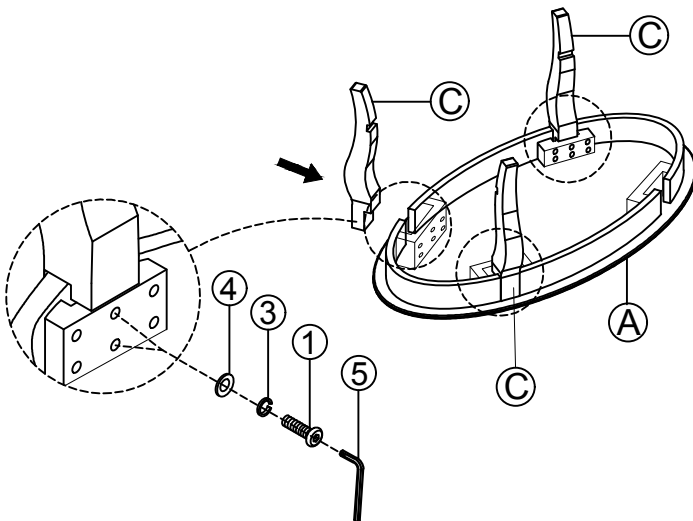
Parts required

| NO | Drawing | Description | Q'TY |
|----|---|--|-------|
| 1 |  | Bolt $\varnothing 1/4'' \times 45\text{mm}$ | 8PCS |
| 2 |  | Bolt $\varnothing 1/4'' \times 25\text{mm}$ | 4PCS |
| 3 |  | Lock Washer $\varnothing 1/4''$ | 12PCS |
| 4 |  | Flat Washer $\varnothing 1/4'' \times 16\text{mm}$ | 12PCS |
| 5 |  | Allen Key 4mm | 1PC |

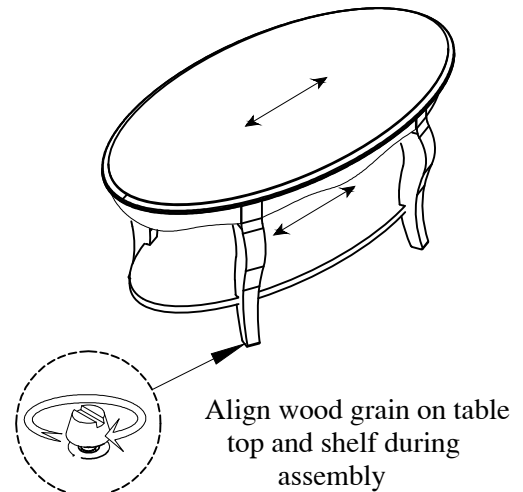
| NO | Description | Q'TY |
|----|---|-------|
| A |  | 1 PC |
| B |  | 1 PC |
| C |  | 4 PCS |

Do not tighten screws completely until final step.
 Ne serrez pas les vis complètement avant la dernière étape.
 No ajuste los tornillos a fondo hasta el paso final.

1.



3.



2.

