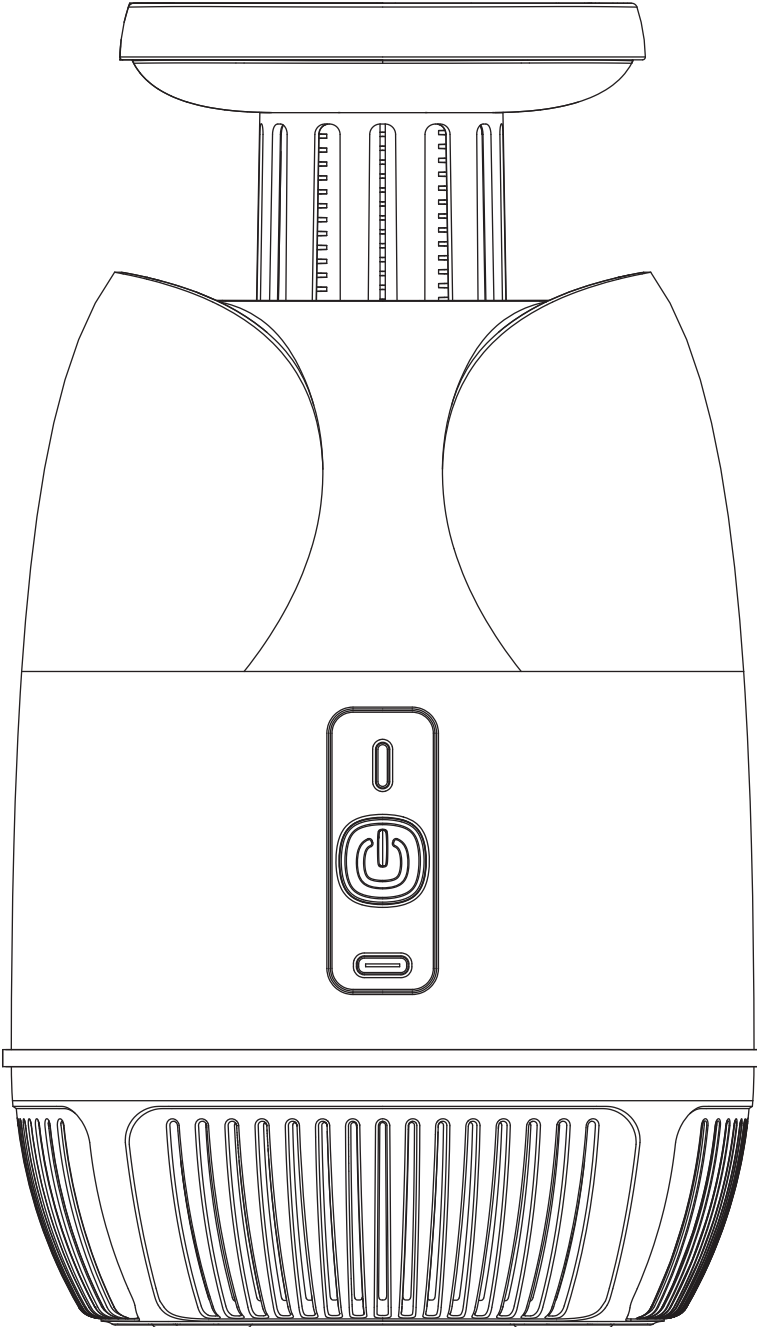





# TABLETOP BUG ZAPPER XPT-9981

Review all information before using this product. Save this manual for future reference.



 Inspect packaging to ensure all parts are accounted for before disposing of packing materials.  
 Save the packing slip.

PACKAGE CONTENTS	QTY.
Mosquito Lamp	1
USB Cable	1
Cleaning Brush	1

 **NOTE:**  
5V/1A USB wall power adapter not included



**CAUTION**  
RISK OF ELECTRIC SHOCK  
DO NOT OPEN



TO PREVENT RISK OF FIRE OR ELECTRIC SHOCK,  
DO NOT EXPOSE THIS APPLIANCE TO RAIN OR MOISTURE.  
DO NOT REMOVE COVER. NO USER SERVICEABLE PARTS.

 **WARNING:**

Manufacturer and seller expressly disclaim any and all liability from personal injury, property damage or loss, whether direct or indirect, or incidental, resulting from the incorrect attachment, improper use, inadequate maintenance, or neglect of this product.

# INTRODUCTION



Diagram is for information purposes only. Color may vary.

## HOW IT WORKS

Most insects are sensitive to UV light waves in the range of 315-400nm due to photosensitivity.

This unit generates violet light with wavelengths of 365-395nm. The light attracts mosquitoes and flies. The fan assists in pulling insects toward the light and in pushing them through the unit into the collection tray. Air movement from the fan creates a drying effect that assists with exterminating mosquitoes and flies that manage to bypass the zapper.

## MAINTENANCE

Before performing any maintenance or cleaning make sure that the lamp is powered OFF and the USB cord is disconnected from the unit and/or power source.

Never use spray cleaners to clean this unit. Only use a damp or dry cloth to clean the exterior. Use the included cleaning brush to remove insects or debris from the electric grid.

Input Voltage/Current	DC 5V/1A
Output Voltage	1800V
Power Consumption	3W
Charging Port	Type C
Wavelength	395nm
Current of Light and Electric Shock	370mA
Current of Light, Fan and Electric Shock	540mA
Effective Range	215-538 sq. ft. (20-50m <sup>2</sup> )

## WARNING:

- Keep out of reach of children.
- Product is not waterproof, but can be used outdoors with appropriate precautions.
- Use only as directed.
- Manufacturer and seller expressly disclaim any and all liability from personal injury, property damage or loss, whether direct or indirect, or incidental, resulting from the incorrect attachment, improper use, inadequate maintenance, or neglect of this product.



**Do not use this appliance if any part of it has been underwater. Immediately call a qualified service technician to inspect the appliance and replace any part of the electrical system which has been under water.**



# OPERATION

1. Insert the Type-C interface of the USB cable into the power port on the lamp. Then, plug the USB cable into a USB outlet or power strip, the product is in standby mode, indicator light is red.
2. Press the power button once, the UVA light and electric shock are active (indicator light is green).
3. Press the power button a second time, the UVA light, electric shock and fan are active (indicator light is blue).
4. Press the power button a third time to re-enter standby mode.

INDICATOR LIGHT	FUNCTION
Red	Standby
Green	UVA Light + Electric Shock
Blue	UVA Light + Electric Shock + Fan

## USE & CARE

This bug zapper is suitable for use in temperate indoor and outdoor areas. Take proper precautions when using outdoors; unit is not waterproof, do not expose to rain or damp environments.

Improve unit effectiveness by:

- Placing unit approximately 3 feet (1m) above the ground and keeping surrounding area clear.
- Closing all doors and windows.
- Turning unit on a few hours in advance of occupying the location the lamp is being used.
- Avoiding ambient/alternate light sources, i.e. table lamps, street lights, campfire, etc.
- Never using mosquito attractant in or around this item.

## SAFETY STATEMENTS & WARNINGS

- Do not touch the UV light area.
- Do not disassemble, repair or alter this unit in any way. No user serviceable parts.
- Do not drop, as doing so can permanently damage internal components.
- Keep unit a safe distance from fabrics and curtains.
- Do not use in areas with forced air, i.e. an air conditioner or fan.
- Do not use in high-traffic locations such as areas where children and pets play.
- Do not use in areas where accidental contact is possible, i.e. bedside table, work desk, etc.
- Supervise children at all times in the proximity of this product.
- Do not allow children to operate this product.



This product contains electrical components. When the unit can no longer be used, it should be recycled in accordance with local laws and regulations. Do not dispose of this product with other household waste.

**Any modification to the product or failure to follow recommended care will void the product warranty.**

*If you experience issues with operation or the product was damaged during shipping, please contact our customer service team through one of the methods mentioned at the top of page 1. Please have the item number and order information ready to expedite response time.*

## WARNING:

**Manufacturer and seller expressly disclaim any and all liability from personal injury, property damage or loss, whether direct or indirect, or incidental, resulting from the incorrect attachment, improper use, inadequate maintenance, or neglect of this product.**