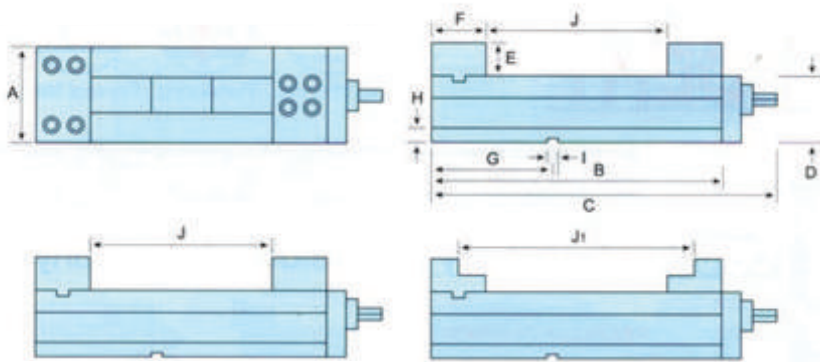


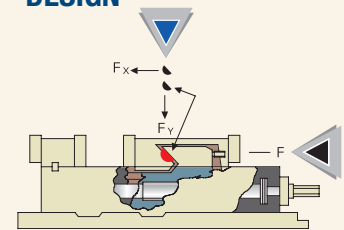
DUAL FORCE PRECISION EXTRA CAPACITY MACHINE VISES

Palmgren's Dual Force Precision Extra Capacity Machine Vises combine quality with high precision and are built for use on all types of CNC machines. These vises are perfect for large volume applications, where multiple vises must be mounted next to one another.

- Equipped with Dual Force Anti-Lift Mechanism
- Lead screw cover prevents premature wear from chip buildup
- Hardened jaw plates
- Hardened vise bed
- Parallelism of vise base to bed of 0.0004"
- Squareness from the bed to jaw face 0.0006"
- Parallelism of keyways on bottom of vise bed to the jaw face 0.0006"
- 80,000 PSI ductile iron castings resist vise bending
- Extra wide opening to hold larger workpieces



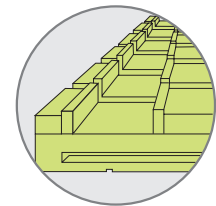
DUAL-FORCE DESIGN



1/2 pound of downward force for every pound of horizontal force.

Multiple Vises

Precise, easy alignment in multiples with guaranteed accuracy



Item #	A	B	C	D	E	F	G	H	I	J	J1	Weight	Max Clamping Pressure
9625947	6.299"	19.291"	24.213"	4.331"	2.165"	3.346"	5.906"	0.906"	0.709	11.811"	15.157"	132 lbs.	11,023 lbf
9625948	7.874"	22.244"	27.165"	4.724"	2.362"	3.937"	8.661"	0.906"	0.709	13.779"	17.717"	220 lbs.	11,023 lbf