

SCHOOLS • CHILDCARES • FAMILIES • ENTREPRENEURS

AGES
3-8

TEACH & LEARN SPANISH™ IN OCTOBER

Become an Overnight Success at Teaching
Spanish to Children at School and at Home!
No Prior Spanish Necessary

5 STAR REVIEWS!

- Easy & Fun Activities
- Pronunciation & Song CD
- Visuals & Flashcards
- Games & Role-Play
- Use Every October



THERESA O. GUNDERSON, M.ED.

Read the Reviews!

"As a teacher of 18 years, I have used many different textbooks and I absolutely love the way this one is laid out. The instructions are clear, the activities are creative and fun, and the progression of skills makes complete sense. My favorite part is all of the vocabulary and song recordings- so easy to access, just play the CD!"

Desiree O'Neill
Amazon Review

"My girls LOVE learning Spanish with Teach & Learn Spanish!!! We listen to the CD in the car a lot, and they are so proud of counting to 12 :)! The activities are great, and it is so nice everything can be adapted for such a wide age range! It is also nice because I can reuse the material each year and focus on different aspects as the children grow:)! Thank you!"

Chelsea A.
Homeschool Parent of Children Ages 5, 4, 19 months
Wabasha, MN

"I love the idea of learning Spanish as you teach it. I've always felt that the best way to learn something is to teach the subject and this series will do exactly that. I ordered the January book and will most likely get the entire series. The author is certainly qualified and has the right background for her approach. I've become much more aware of looking at an author's experience and credibility and she has both!"

Carolina D'Anca
Amazon Review

"When I was raised we didn't learn a foreign language until high school. I opted to learn French as did my wife. Now our children are learning Spanish as part of the elementary school curriculum; and my wife and I had no way to keep up or understand the teachings. When I started reading Teach & Learn Spanish my 3rd Grader leaned over my shoulder with a huge smile and said, "Daddy you are reading a Spanish Book." This started a whole back-and-forth conversation (in Spanish) that without Teach & Learn Spanish I could not have participated in with my daughter. What an awesome feeling. Thanks Theresa Gunderson for putting this awesome book series together."

Tim Meuchel
Amazon Review

A Note from the Author

You've come to the right place! Teach & Learn Spanish™ will transform you into an overnight success at teaching Spanish to kids, no matter what level of Spanish you currently have!

If I don't know Spanish, how is this possible, you ask? The secret is in the Teach & Learn Spanish™ vocabulary & pronunciation tables, the picture and word flashcards and the teaching CDs. Try out a few activities and you will see that I've made it easy and fun for you to teach AND learn Spanish at the same time! This remarkable curriculum offers monthly training videos in which I model how to carry out every activity and I provide extra teaching tips! I also offer personalized on-site training for child care centers, schools, families and home-school groups.

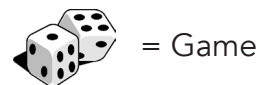

Spanish in October is part of a year-long series which features a colorful lesson plan book and CD for each month of the year. Begin the series with the current month and continue through the year. You and your students will love the variety of fun activities that include games, songs, role-plays, puppets, practical vocabulary and so much more!

If you're a parent, a grandparent or a teacher, use Teach & Learn Spanish to give the children in your life the precious gift of learning another language, Spanish! For those of you who have dreamed of starting your own business, now you can! Use this remarkable curriculum to offer Spanish classes to kids in your family, neighborhood and beyond! Sign up for OLA's membership program and you will learn how to promote and grow your new business, earning a second income the very first month!

If you have questions or comments about any of the Teach & Learn Spanish™ lessons, I would love to hear from you!

Theresa Gunderson, M.Ed.
Author, Teach & Learn Spanish™
Email: director@oneilllanguage.com
Website: www.oneilllanguage.com

Important: Before teaching Spanish in October laminate all visuals on pages 50-87



Activity:	Vocabulary:	Objectives: Students Will Be Able To:	You Will Need:
Activity 1: I'm Going to Take Attendance pp. 10-11	Phrases for taking attendance	1. Take attendance in Spanish	1. Spanish In October CD Track 1
Activity 2: Warm-Up with Puppet pp. 12-15	Introductory phrases with Spanish-speaking puppet (hello, goodbye, kiss, hug, give me 5, etc).	1. Repeat phrases that puppet teaches them	1. Spanish In October CD Track 2 2. Hand puppet
Activity 3: Let's Compliment ____! pp. 16-17	-Super! -Great! -Give me 5!	1. Give compliments to each other	1. Spanish In October CD Track 3 2. Compliment flash cards p. 50
Activity 4: Halloween Vocabulary p. 20-21	Halloween, witch, pumpkin, bat, spider, candy, black cat, Happy Halloween	1. Recognize pictures of Halloween words and begin to say them	1. Spanish In October CD Track 4 2. Halloween picture & word flashcards pp. 51-60 3. A magic wand
Activity 5: Game: Bingo pp. 22-23	Halloween vocabulary	1. Listen to, find and cover Halloween pictures on Bingo cards	1. Spanish In October CD Track 5 2. Halloween picture cards pp. 51-57 3. Plastic spiders or other Bingo Chips 4. Class set of Lotería cards pp. 61-66
Activity 6: What Are You Going to Be for Halloween? p. 24	Halloween costumes	1. Share what costume they are going to wear 2. Say typical costumes taught on CD	1. Spanish In October CD Track 6
Activity 7: Game: Trick or Treat pp. 25-27	"Trick or Treat, thank you, you're welcome	1. Simulate Trick-or-Treating	1. Spanish In October CD Track 7 2. Plastic spiders 3. A bowl or Halloween candy dish 4. Candy, healthy snack, or stickers 5. Several Halloween Trick or Treat bags
Activity 8: Song: "La Arañita Pequeñita" (The "Itsy Bitsy Spider") pp. 28-29	Lyrics to the song in Spanish	1. Act out and sing "The Itsy Bitsy Spider" in Spanish	1. Spanish In October CD Track 8 2. Download from iTunes Song: "La Araña Pequeñita" 3. Plastic spider or picture p. 65 tied to yarn 4. Pictures of rain & sun from pp. 68-69 5. Class set of worksheets p. 29

Teaching Time:
5 Minutes

Activity 3:

Let's Compliment _____!

¡Felicitemos a _____!

(¡Feh-lee-see-**teh**-mohs ah _____!)

Pay your students and children compliments in Spanish! Have them practice complimenting each other in Spanish, too!

All you have to do is put in **Spanish In October CD Track 3**. The CD will teach you and the children three wonderful compliments you can start using today! Hearing compliments in Spanish will be music to your ears and create a positive and polite learning environment at the same time. Post the compliment poster from page 50 in your room or home where you will see it everyday.





Activity 3 Vocabulary:

CD Track 3	English	Spanish	Pronunciation
1.	Let's compliment/ congratulate _____.	Felicitemos a _____.	Feh-lee-see- <u>teh</u> -mohs ah _____.
2.	Super!	¡Súper!	¡ <u>Soo</u> -pehd!
3.	Great!	¡Genial!	¡Hen-ee- <u>ahl</u> !
4.	Give me five!	¡Dáme cinco!	¡ <u>Dah</u> -meh <u>sing</u> -koh!

Teach & Learn Spanish™ Vocabulary & Pronunciation Table

Helpful Tip: Throughout the 12 monthly lessons, all of the vocabulary tables such as the one above, are for teachers and parents to use while listening to the CD with your students and children. These tables help guide you along as you grow into marvelous Spanish teachers! With repetition and practice, you will soon be able to carry out the activities without the CD.

Read the pronunciation column as though you are reading English and your pronunciation of the Spanish words will be spot on! Stress the syllables that are in bold and underlined.

Approximate
Teaching Time:
10-15 Minutes



Activity 4:

Halloween Vocabulary

Vocabulario de Halloween

(Boh-kah-boo-lah-dee-oh deh Hah-loh-ween)

Tell the kids how awesome it is that they get to learn Halloween words in Spanish! Have them sit in a circle on the floor and lay the pictures from pages 51-57 in the middle of the circle. **Play Spanish In October CD Track 4.** Use a magic wand or a lightsaber to point to the pictures as they are pronounced and taught on the CD. Let older kids match the word flash cards with the pictures as a letter recognition and reading exercise. The Halloween word flash cards are on pages 58-60.



Approximate
Teaching Time:
10 Minutes

Activity 6:

What Are You Going to be for Halloween?

¿De qué Te Disfrazarás en Halloween?

(¿Deh keh Teh Dees-fdah-sah-dahs en Halloween?)

Children love to tell others what they are going to be for Halloween! Go around the class and give each student a chance to share. Play numbers 1-2 below on **Spanish In October CD Track 6** first so you can ask and answer in Spanish. Then play the rest of Track 6 to learn how to say some typical costumes in Spanish.



CD Track 6	English	Spanish	Pronunciation
1.	What are you going to be for Halloween?	¿De qué te disfrazarás en Halloween?	¿Deh keh teh dees-fdah-sah- <u>dahs</u> en Halloween?
2.	I'm going to be ____.	Me disfrazaré de ____.	Meh dees-fdah-sah- <u>deh</u> deh ____.
3.	a princess	una princesa	<u>Oo</u> -nah pdeen- <u>seh</u> -sah
4.	a super hero	un superhéroe	oon soo-pehd- <u>eh</u> -doh-eh
5.	a Ninja Turtle	una Tortuga Ninja	<u>oo</u> -nah tor- <u>Too</u> -gah <u>Neen</u> -jah
6.	a dinosaur	un dinosaurio	oon dee-noh- <u>sah</u> -dee-oh
7.	a tiger	un tigre	oon <u>tee</u> -gdeh
8.	a pirate	un pirata	oon pee- <u>dah</u> -tah

Teach & Learn Spanish™ Vocabulary & Pronunciation Table

Approximate
Teaching Time:
10 Minutes



Activity 7:

Game: "Trick or Treat"

Juego: "Dulce o Truco"

(Hweh-goh: Dool-seh oh Tdoo-koh)

In this activity the kids get to simulate going "Trick-or-Treating"! How fun! However, they are going to get more "tricks" than "treats." You will need the spiders from page 60 cut into individual spiders. Or better yet, if you bought plastic ring spiders from a store, use those. Put the spiders in a bowl. These will be the "tricks."

Next, choose a student to stand up and hold the bowl full of spiders. This child represents the person at home who gives out tricks or-treats. If possible, have them stand behind a partition or a bookcase so it appears they are in their house.

Give two or three students a Halloween bag or a plastic bag and tell them to walk up to the "house." Have the class sing "ding-dong" to simulate a doorbell ringing.

Activity 7 Vocabulary:

CD Track 7	English	Spanish	Pronunciation
1.	Trick or Treat!	¡Dulce o Truco!	¡ <u>Dool</u> -seh oh <u>Tdoo</u> -koh!
2.	Thank you.	Gracias.	<u>Gdah</u> -see-ahs.
3.	You're welcome.	De nada.	Deh <u>nah</u> -dah.

Teach & Learn Spanish™ Vocabulary & Pronunciation Table



Nombre: _____
Nome-bdeh
 (Name)

Fecha: _____
Feh-chah
 (Date)

Activity 8: "The Itsy Bitsy Spider" "La Araña Pequeñita"

Lah **Ah**-dah-nyah Peh-keh-**nyee**-tah")



La Araña Pequeñita

(Lah **Ah**-dah-nyah Peh-keh-**nyee**-tah)

The Itsy Bitsy Spider

subió, subió, subió.

(soo-bee-**oh**, soo-bee-**oh**, soo-bee-**oh**.)

Went up the water spout.



Vino la lluvia

(**Bee**-noh lah **you**-bee-ah)

Down came the rain

y se la llevó.

(ee seh lah yeh-**boh**.)

and washed the spider out.



Salió el sol

(Sah-lee-**oh** el sol)

Out came the sun

y todo lo secó

(ee **toh**-doh loh seh-**koh**)

and dried up all the rain

y La Araña Pequeñita

(ee Lah **Ah**-dah-nyah Peh-keh-**nyee**-tah)

and the Itsy Bitsy Spider

subió, subió, subió.

(soo-bee-**oh**, soo-bee-**oh**, soo-bee-**oh**.)

Went up the water spout.

Dear Parents:

Fill out a comment form on the website:

www.oneilllanguage.com

and you will receive the audio file to help you learn this song at home. From itunes download this song for just \$.99 cents. Sing it at home together. See the pronunciation key under the Spanish words.

Song: La Araña Pequeñita

Artist: Cantarima

Album: Canciones

Tradicionales

Nombre: _____ Fecha: _____
Nome-bday **Feh**-chah
(Name) (Date)



Song: "Una Tortillita"

Una tortillita para mi mamá.

(Oo-nah tore-tee-yee-tah pah-dah me mah-mah.)

A little tortilla for my mom.



Una tortillita para mi papá.

(Oo-nah tore-tee-yee-tah pah-dah me pah-pah.)

A little tortilla for my dad.



Y una tortillita para mi bebé,

(Ee Oo-nah tore-tee-yee-tah pah-dah me beh-beh.)


A little tortilla for my baby.



Y una tortillita para mí.

(Ee oo-nah tore-tee-yee-tah pah-dah mee.)

And a little tortilla for me.



Dear Parents:

Download this song from iTunes
and practice at home!

Song: Una Tortillita (A Little Tortilla)

Artist: Spanish Playtime

Album: Muévete



Activity 10 Vocabulary

CD Track 10	English	Spanish	Pronunciation
1.	the mom	la mamá	lah mah- <u>mah</u>
2.	the dad	el papá	el pah- <u>pah</u>
3.	the sister	la hermana	lah aird- <u>mah</u> -nah
4.	the brother	el hermano	el aird- <u>mah</u> -noh
5.	the grandma	la abuela	lah ah- <u>bweh</u> -lah
6.	the grandpa	el abuelo	el ah- <u>bweh</u> -loh
7.	the dog	el perro	el <u>peh</u> -rroh
8.	the cat	el gato	el <u>gah</u> -toh

Teach & Learn Spanish™ Vocabulary & Pronunciation Table

In Spanish, children learn the definite article "el" or "la" when they learn each noun because they have to learn if the noun is masculine or feminine. "El" is used with masculine nouns and "la" is used with feminine nouns. In English our nouns do not have gender. The definite article for all nouns in English is "the". In English, it's easy peasy lemon squeezy compared to Spanish!

a pumpkin = una calabaza
(oo-nah kah-lah-bah-sah)



LOTERÍA




Teach & Learn Spanish™ Halloween Bingo Card




**The sun came out.
Salió el sol.
(Sah-lee-oh el sol.)**

the mom = la mamá
lah mah-mah



the dad = el papá
el pah-pah



la madre

(lah mah-dreh)
the mom

el padre

(el pah-dreh)
the dad

el hermano

(el aird-mah-noh)
the brother

the crayon = el crayón
(el kdeh-ohn)



the crayons = los creyones
(lohs kdeh-ohn-ace)



el creyón

(el kdech-**ohn**) the crayon

los creyones

(lohs kdech-**ohn**-ace) the crayons

el marcador

(el mar-kah-**dohd**) the marker

los marcadores

(lohs mar-kah-**doh**-dace) the markers