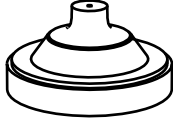




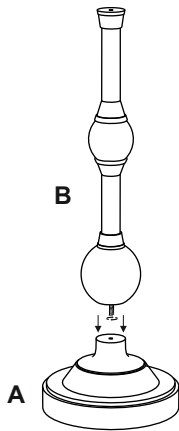
ASSEMBLY INSTRUCTIONS

RAWLINGS SIDE TABLE

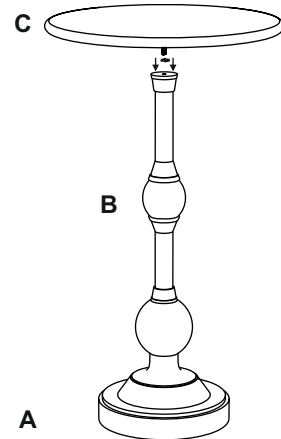
PART LIST :-

NO.	DESCRIPTION	IMAGE	QTY
A	WOOD BASE		1
B	WOOD POLE		1
C	WOOD TOP		1

STEP:- 1



STEP:- 2



STEP:- 3 ASSEMBLED

