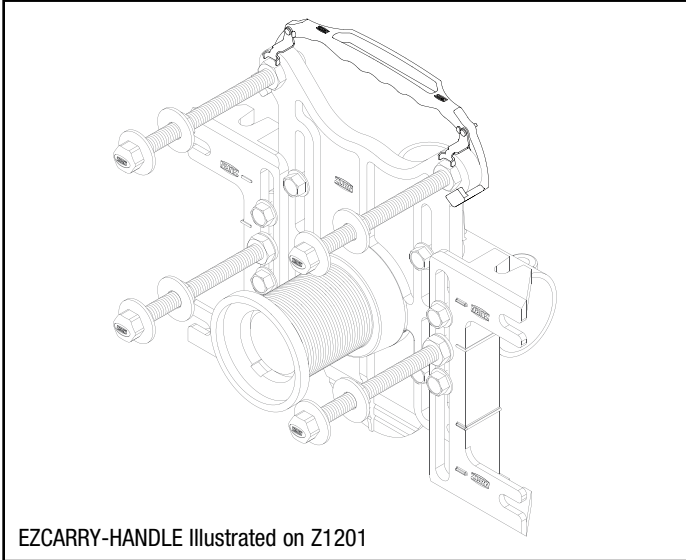


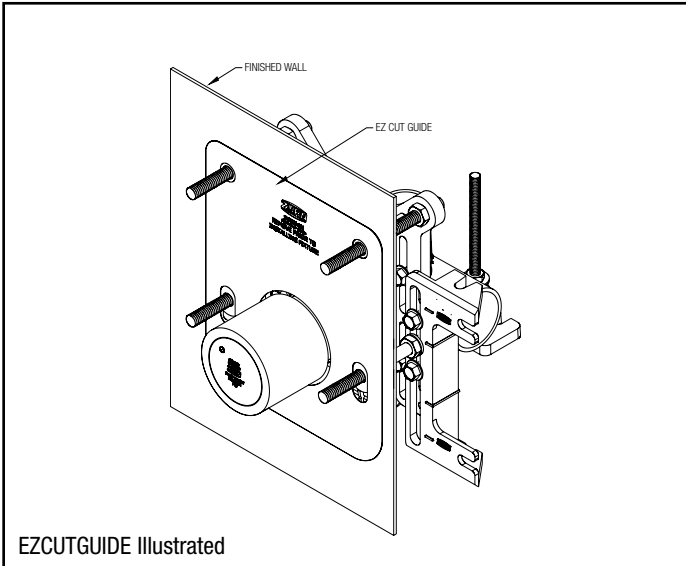
## Z1200 CARRIER TOOLS AND ACCESSORIES

**EZCARRY-HANDLE** Carry Handle (Z1201 and Z1202)



EZCARRY-HANDLE Illustrated on Z1201


**EZCUTGUIDE** EZSet Cutting Guide for use with –CE Coupling System (Z1201 and Z1202)



EZCUTGUIDE Illustrated


- Z1200-ADJ-NUT** Flush Wall Adjustment Nut/Washer
- Z1200-AUX-SPRT** Auxiliary Support Assembly  
(Required for P-Dim. 10" [254mm] - 18" [457mm])
- Z1200-AUX-FT-SPRT** Auxiliary Foot Support Assembly

**Z1200-CC-TESTCAP** Mechanical Test Cap Assembly for –CC Coupling



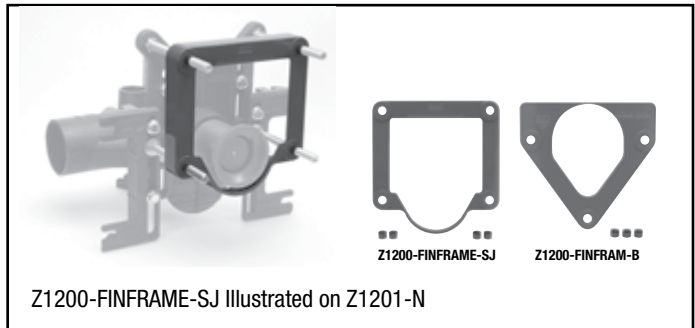
Z1200-CC-TESTCAP Illustrated on Z1201-N

**Z1200-CPLGWRNCH-3** Adjusting Wrench for 3" "ZZ" Coupling  
**Z1200-CPLGWRNCH-4** Adjusting Wrench for 4" "ZZ" Coupling



Z1200-CPLGWRNCH

**Z1200-FINFRAME-SJ** Finishing Frame for Siphon Jet System  
**Z1200-FINFRAME-B** Finishing Frame for Blowout Type System  
 (Not for use with Z1201 and Z1202)



Z1200-FINFRAME-SJ Illustrated on Z1201-N

- Z1200-FLRMNT-ADPT** Adapter Flange Assembly for Floor Mounted Back Outlet Fixture
- Z1200-FT-EXT-2** 2" [51mm] Foot Extension Assembly
- Z1200-FT-EXT-3** 3" [76mm] Foot Extension Assembly
- Z1200-FT-EXT-4** 4" [102mm] Foot Extension Assembly
- Z1200-NEOSEAL-GSKT-4** 4" [102mm] Bonded "Neo-Seal" Closet Gasket Kit



Z1200-NEOSEAL-GSKT-4