



# RSXF2 LED Floodlight

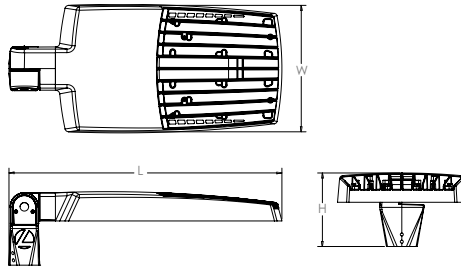


|                |
|----------------|
| Catalog Number |
| Notes          |
| Type           |

Hit the Tab key or mouse over the page to see all interactive elements.

## Specifications

|                             |   |
|-----------------------------|---|
| EPA (ft <sup>2</sup> @45°): | 0.9 ft <sup>2</sup> (0.08 m <sup>2</sup> )    |
| Length:                     | 28.3" (71.9 cm)                               |
| Width:                      | 13.4" (34.0 cm)                               |
| Height:                     | 3.0" (7.6 cm) Main Body<br>7.6" (19.3 cm) Arm |
| Weight:                     | 33 lbs (15.0 kg)                              |



## Introduction

The new RSXF LED Flood family delivers maximum value by providing significant energy savings, long life and outstanding photometric performance at an affordable price. The RSXF2 delivers 11,000 to 44,000 lumens allowing it to replace 250W to 1000W HID floodlights.

The RSXF features an adjustable integral slipfitter that allows the luminaire to be mounted on a 2-3/8" OD tenon. Integral cover/wire box serves as an approved splice compartment allowing for fast, easy mounting and wiring without opening the electrical compartment. A yoke and other mounting configurations are available.

## Ordering Information

**EXAMPLE: RSXF2 LED P4 40K WFL MVOLT IS DDBXD**

| Series    | Performance Package | Color Temperature | Distribution           | Voltage  | Mounting  |
|-----------|---------------------|-------------------|------------------------|--|---|
| RSXF2 LED | P1                  | 30K 3000K         | AWFD Area Wide Forward | MVOLT (120V-277V) <sup>2</sup>                     | IS Adjustable slipfitter (fits 2-3/8" OD tenon) <sup>6</sup>                |
|           | P2                  | 40K 4000K         | WFL Wide Flood         | HVOLT (347V-480V) <sup>3</sup>                     | YKC63 Yoke with 16-3 SO cord, 3ft <sup>6</sup>                              |
|           | P3                  | 50K 5000K         | MFL Medium Flood       | XVOLT (277V-480V) <sup>4</sup>                     | AASP Adjustable tilt arm square pole mounting <sup>6</sup>                  |
|           | P4                  |                   | NFL Narrow Flood       | <b>(use specific voltage for options as noted)</b> | AARP Adjustable tilt arm round pole mounting <sup>6</sup>                   |
|           | P5                  |                   | SP Spot                |  | AAWB Adjustable tilt arm with wall bracket <sup>6</sup>                     |
|           | P6                  |                   | NSP Narrow Spot        | 120 <sup>5</sup> 277 <sup>5</sup>                  | AAWSC Adjustable tilt arm wall bracket and surface conduit box <sup>6</sup> |
|           | P7 <sup>1</sup>     |                   |                        | 208 <sup>5</sup> 347 <sup>5</sup>                  |   |
|           | P8 <sup>1</sup>     |                   |                        | 240 <sup>5</sup> 480 <sup>5</sup>                  |   |

| Options   | Finish  |
|---|---|
| <b>Shipped Installed</b><br>PE Photocontrol, button style <sup>7,8</sup><br>PER7 Seven-wire twist-lock receptacle only (no controls) <sup>8,9,10</sup><br>SF Single fuse (120, 277, 347) <sup>5</sup><br>DF Double fuse (208, 240, 480) <sup>5</sup><br>SPD20KV 20KV Surge pack (10KV standard)<br>FAO Field adjustable output <sup>8</sup><br>DMG 0-10V dimming extend out back of housing for external control (control ordered separate) <sup>8</sup><br>DS Dual Switching <sup>8,11</sup> | <b>Shipped Installed</b><br><b>*Standalone and Networked Sensors/Controls (factory default settings, see table page 9)</b><br>NLTAIR2 PIRHN nLight AIR generation 2, with Networked, Bi-Level motion/ambient sensor <sup>8,12,13,14</sup><br>BAA Buy America(n) Act Compliant<br>CCE Coastal Construction <sup>15</sup><br><b>Shipped Separately (requires some field assembly)</b><br>FV Full Visor (360° around light aperture) <sup>16</sup><br>UBV Upper/bottom visor <sup>16</sup><br>BS Bird Spikes <sup>17</sup><br><br><b>*Note: NLTAIR2 PIRHN with nLight Air can be used as a standalone or networked solution. Sensor coverage pattern is affected when luminaire is tilted.</b> |
|   | DDBXD Dark Bronze<br>DBLXD Black<br>DNAXD Natural Aluminum<br>DWHXD White<br>DDBTXD Textured Dark Bronze<br>DBLBXD Textured Black<br>DNATXD Textured Natural Aluminum<br>DWHGXD Textured White  |



COMMERCIAL OUTDOOR

One Lithonia Way • Conyers, Georgia 30012 • Phone: 800-705-SERV (7378) • [www.acuitybrands.com](http://www.acuitybrands.com)  
 © 2011-2023 Acuity Brands Lighting, Inc. All rights reserved.

Lithonia RSXF2 Flood LED  
 Rev. 01/10/23  
 Page 1 of 8

## Ordering Information

### Accessories

Ordered and shipped separately.

|                     |   |
|---------------------|---|
| RSXF2FV (FINISH) U  | Full visor (specify finish)                         |
| RSXF2UBV (FINISH) U | Upper/bottom visor (specify finish)                 |
| DLL127F 1.5 JU      | Photocell - SSL twist-lock (120-277V) <sup>13</sup> |
| DLL347F 1.5 CUL JU  | Photocell - SSL twist-lock (347V) <sup>14</sup>     |
| DLL480F 1.5 CUL JU  | Photocell - SSL twist-lock (480V) <sup>18</sup>     |
| DSHORT SBK U        | Shorting cap <sup>18</sup>                          |

### NOTES

- 1 P7 and P8 not available with MFL optic.
- 2 MVOLT driver operates on any line voltage from 120-277V (50/60 Hz).
- 3 HVOLT driver operates on any line voltage from 347-480V (50/60 Hz).
- 4 XVOLT driver not available with P1. XVOLT driver operates on any line voltage from 277V-480V (50/60 Hz). XVOLT not available with fusing (SF or DF) and not available with PE.
- 5 Single fuse (SF) requires 120V, 277V or 347V. Double fuse (DF) requires 208V, 240V or 480V.
- 6 Maximum tilt is 90° above horizontal.
- 7 Requires MVOLT or 347V.
- 8 Two or more of the following options cannot be combined including PE, DMG, PER7, FAO, DS and NLTAIR2 PIRHN. (Exception: PE and FAO can be combined; also PE and DMG can be combined.)
- 9 Compatible with standard twist-lock photocells for dusk to dawn operation or advanced control nodes that provide 0-10V dimming signals. Wire 4/Wire 5 wired to dimming leads on driver. Wire6/Wire7 capped inside luminaire. Twistlock photocell ordered and shipped as a separate line item from Acuity Brands Controls. See accessories. Shorting Cap included.

- 10 For units with option PER7, the mounting must be restricted to +/- 45° from horizontal aim per ANSI C136.10-2010.
- 11 DS requires (2) separately switched circuits. DS provides 50/50 fixture operation via (2) different sets of leads using (2) drivers. DS only available with packages P5 and P6.
- 12 Must be ordered with PIRHN.
- 13 Requires MVOLT or HVOLT.
- 14 Must be ordered with NLTAIR2. For additional information on NLTAIR visit here.
- 15 CCE option not available with AASP, AARP, AAWB, AAWBSC, UBV, FV and BS.
- 16 It may be ordered as an accessory.
- 17 Must be ordered with fixture for factory pre-drilling.
- 18 Requires luminaire to be specified with PER7 option. Ordered and shipped as a separate line item from Acuity Brands Controls.

## External Shields



UBV Visor - Top Mounted



UBV Visor - Bottom Mounted

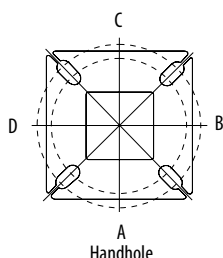


Full Visor - 360°

## Pole/Mounting Information

Accessories including bullhorns, cross arms and other adapters are available under the accessories tab at Lithonia's Outdoor Poles and Arms product page. Click here to visit [Accessories](#).

### HANDHOLE ORIENTATION



### Round Tenon Mount - Pole Top Slipfitters

| Tenon O.D. | RSX Mounting | Single    | 2 @ 180   | 2 @ 90    | 3 @ 120   | 3 @ 90    | 4 @ 90    |
|------------|--------------|-----------|-----------|-----------|-----------|-----------|-----------|
| 2 - 3/8"   | AARP         | AS3-5 190 | AS3-5 280 | AS3-5 290 | AS3-5 320 | AS3-5 390 | AS3-5 490 |
| 2 - 7/8"   | AARP         | AST25-190 | AST25-280 | AST25-290 | AST25-320 | AST25-390 | AST25-490 |
| 4"         | AARP         | AST35-190 | AST35-280 | AST35-290 | AST35-320 | AST35-390 | AST35-490 |

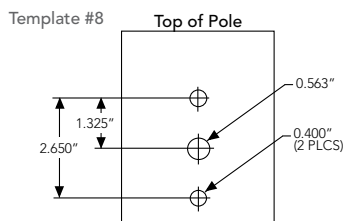
### Drill Side Location by Configuration Type

| Drilling Template | Mounting Option    | Single | 2 @ 180    | 2 @ 90     | 3 @ 120         | 3 @ 90        | 4 @ 90           |
|-------------------|--------------------|--------|------------|------------|-----------------|---------------|------------------|
|                   | Head Location      | Side B | Side B & D | Side B & C | Round Pole Only | Side B, C & D | Side A, B, C & D |
| #8                | Drill Nomenclature | DM19AS | DM28AS     | DM29AS     | DM32AS          | DM39AS        | DM49AS           |

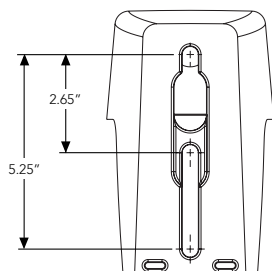
### Minimum Size Pole by Mounting and Configuration Type

| Drilling Template | Mounting Option             | Single | 2 @ 180 | 2 @ 90 | 3 @ 120 | 3 @ 90 | 4 @ 90 |
|-------------------|-----------------------------|--------|---------|--------|---------|--------|--------|
| AASP              | Square Pole (min. size)     | 3"     | 3.5"    | 3.5"   | ---     | 3.5"   | 3.5"   |
| AARP              | Round Pole (min. size DIA.) | 3"     | 3"      | 3.2"   | 3"      | 3.2"   | 3.2"   |

### RSX POLE DRILLING



### RSXF ADJUSTABLE ARM



### RSXF2 - Luminaire EPA

\*Includes luminaire and integral mounting arm. Other tenons, arms, brackets or other accessories are not included in this EPA data.

| Fixture Quantity & Mounting Configuration   |      | EPA (ft <sup>2</sup> ) |        |         |        |         |        |                |                |                |      |
|---|------|------------------------|--------|---------|--------|---------|--------|----------------|----------------|----------------|------|
|   |      | Single                 | 2 @ 90 | 2 @ 180 | 3 @ 90 | 3 @ 120 | 4 @ 90 | 2 Side by Side | 3 Side by Side | 4 Side by Side |      |
| IS - Integral Slipfitter<br>YK - Yoke<br>AASP/AARP - Adjustable Arm Square/Round Pole | Tilt | 0°                     | 0.69   | 1.22    | 1.27   | 1.8     | 1.61   | 2.39           | 1.37           | 2.06           | 2.74 |
|   | 10°  | 0.53                   | 1.06   | 1.05    | 1.58   | 1.37    | 2.08   | 1.06           | 1.59           | 2.12           |      |
|   | 20°  | 0.52                   | 1.02   | 1.03    | 1.52   | 1.33    | 2.02   | 1.03           | 1.55           | 2.07           |      |
|   | 30°  | 0.64                   | 1.11   | 1.18    | 1.63   | 1.45    | 2.21   | 1.27           | 1.91           | 2.54           |      |
|   | 40°  | 0.81                   | 1.21   | 1.35    | 1.74   | 1.65    | 2.39   | 1.62           | 2.43           | 3.23           |      |
|   | 45°  | 0.91                   | 1.25   | 1.5     | 1.81   | 1.75    | 2.48   | 1.82           | 2.73           | 3.64           |      |
|   | 50°  | 1.34                   | 1.83   | 2.17    | 2.61   | 2.56    | 3.62   | 2.68           | 4.02           | 5.36           |      |
|   | 60°  | 2.2                    | 2.97   | 3.57    | 4.24   | 4.17    | 5.89   | 4.41           | 6.61           | 8.82           |      |
|   | 70°  | 2.86                   | 4.13   | 4.7     | 5.89   | 5.71    | 8.21   | 5.71           | 8.57           | 11.42          |      |
|   | 80°  | 3.4                    | 5.13   | 5.67    | 7.34   | 7.09    | 10.21  | 6.79           | 10.19          | 13.59          |      |
| 90°   | 3.85 | 5.96                   | 6.55   | 8.58    | 8.31   | 11.88   | 7.7    | 11.56          | 15.41          |                |      |



COMMERCIAL OUTDOOR

One Lithonia Way • Conyers, Georgia 30012 • Phone: 800-705-SERV (7378) • [www.acuitybrands.com](http://www.acuitybrands.com)  
© 2011-2023 Acuity Brands Lighting, Inc. All rights reserved.

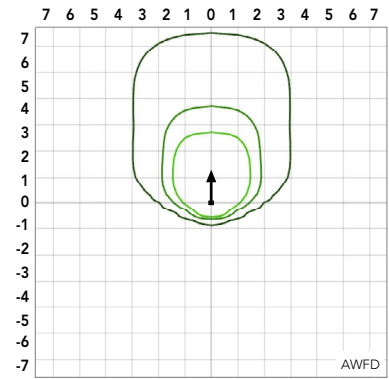
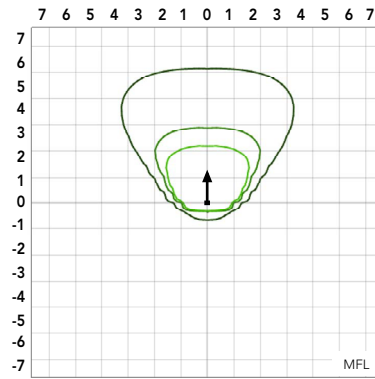
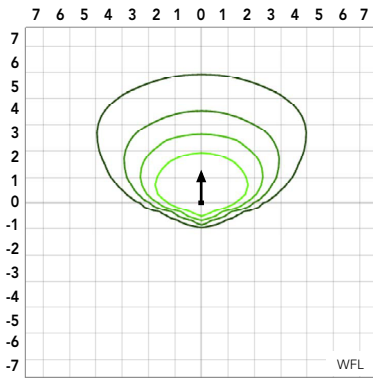
Lithonia RSXF2 Flood LED  
Rev. 01/10/23  
Page 2 of 8

Isofootcandle plots for the RSXF2 LED P6 40K. Distances are in units of mounting height (30').

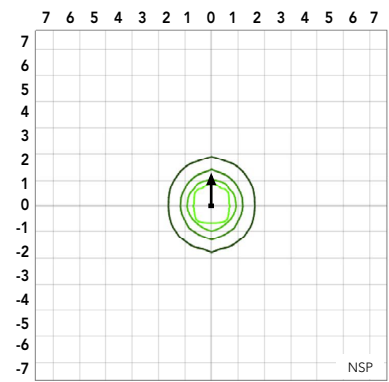
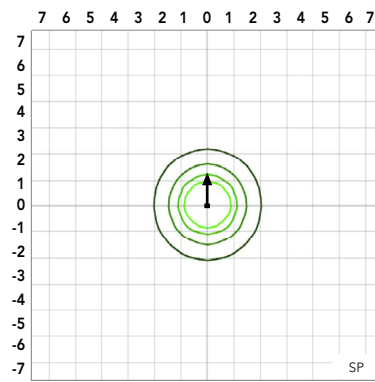
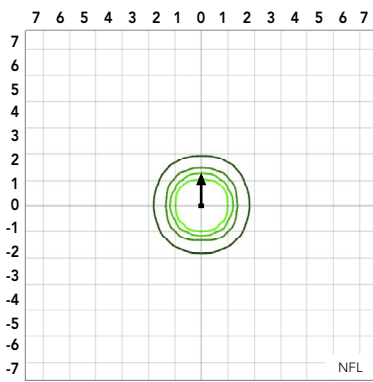
**LEGEND**

- 0.1 fc
- 0.5 fc
- 1.0 fc

**Luminaires tilted at 45°**



**Luminaires tilted at 0°**



## Performance Data

### Lumen Ambient Temperature (LAT) Multipliers

Use these factors to determine relative lumen output for average ambient temperatures from 0-50°C (32-122°F).

| Ambient | Ambient | Lumen Multiplier |
|---------|---------|------------------|
| 0°C     | 32°F    | 1.05             |
| 5°C     | 41°F    | 1.04             |
| 10°C    | 50°F    | 1.03             |
| 15°C    | 59°F    | 1.02             |
| 20°C    | 68°F    | 1.01             |
| 25°C    | 77°F    | 1.00             |
| 30°C    | 86°F    | 0.99             |
| 35°C    | 95°F    | 0.98             |
| 40°C    | 104°F   | 0.97             |
| 45°C    | 113°F   | 0.96             |
| 50°C    | 122°F   | 0.95             |

### Electrical Load

| Performance Package | System Watts (W) | Current (A) |      |      |      |      |      |
|---------------------|------------------|-------------|------|------|------|------|------|
|                     |                  | 120V        | 208V | 240V | 277V | 347V | 480V |
| P1                  | 71W              | 0.59        | 0.34 | 0.30 | 0.26 | 0.20 | 0.15 |
| P2                  | 111W             | 0.93        | 0.53 | 0.46 | 0.40 | 0.32 | 0.23 |
| P3                  | 147W             | 1.23        | 0.70 | 0.61 | 0.53 | 0.42 | 0.31 |
| P4                  | 187W             | 1.55        | 0.90 | 0.78 | 0.68 | 0.53 | 0.38 |
| P5                  | 210W             | 1.75        | 1.01 | 0.87 | 0.76 | 0.60 | 0.44 |
| P6                  | 244W             | 2.03        | 1.17 | 1.01 | 0.88 | 0.70 | 0.51 |
| P7                  | 274W             | 2.49        | 1.41 | 1.22 | 1.06 | 0.85 | 0.61 |
| P8                  | 326W             | 2.96        | 1.68 | 1.45 | 1.26 | 1.01 | 0.73 |

### Projected LED Lumen Maintenance

| Operating Hours          | 50,000 | 75,000 | 100,000 |
|--------------------------|--------|--------|---------|
| Lumen Maintenance Factor | >0.97  | >0.95  | >0.92   |

Values calculated according to IESNA TM-21-11 methodology and valid up to 40°C.

### Lumen Output

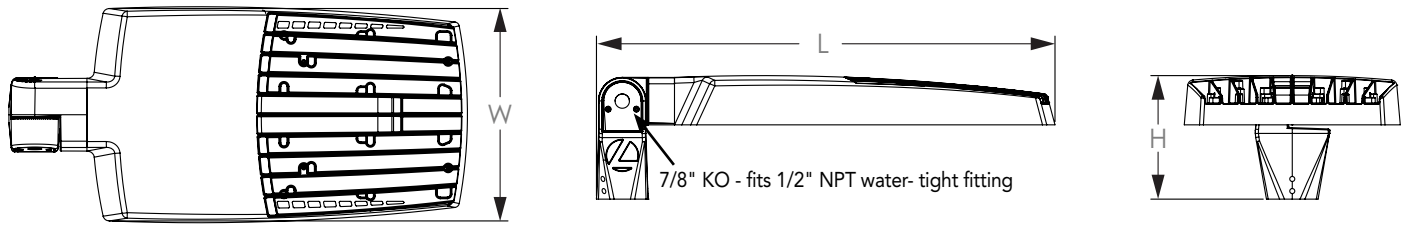
Lumen values are from photometric tests performed in accordance with IESNA LM-79-08. Data is considered to be representative of the configurations shown, within the tolerances allowed by Lighting Facts. Contact factory for performance data on any configurations not shown here.

| Performance Package | System Watts | Distribution Type | Field Angle |     | Beam Angle |    | 30K (3000K, 70 CRI) |     |         | 40K (4000K, 70 CRI) |     |         | 50K (5000K, 70 CRI) |     |         |
|---------------------|--------------|-------------------|-------------|-----|------------|----|---------------------|-----|---------|---------------------|-----|---------|---------------------|-----|---------|
|                     |              |                   | °H          | °V  | °H         | °V | Lumens              | LPW | Max CD  | Lumens              | LPW | Max CD  | Lumens              | LPW | Max CD  |
| P1                  | 71W          | AWFD              | 119         | 120 | 69         | 41 | 9,663               | 136 | 7,915   | 10,616              | 150 | 8,696   | 10,616              | 150 | 8,696   |
|                     |              | WFL               | 133         | 129 | 116        | 80 | 9,467               | 133 | 4,031   | 10,401              | 146 | 4,428   | 10,401              | 146 | 4,428   |
|                     |              | MFL               | 105         | 110 | 91         | 96 | 9,873               | 139 | 4,482   | 10,847              | 153 | 4,924   | 10,847              | 153 | 4,924   |
|                     |              | NFL               | 78          | 79  | 44         | 45 | 9,529               | 134 | 14,090  | 10,469              | 147 | 15,480  | 10,469              | 147 | 15,480  |
|                     |              | SP                | 48          | 48  | 27         | 27 | 9,223               | 130 | 29,378  | 10,133              | 143 | 32,277  | 10,133              | 143 | 32,277  |
| P2                  | 111W         | AWFD              | 119         | 120 | 69         | 41 | 15,094              | 136 | 12,364  | 16,584              | 149 | 13,584  | 16,584              | 149 | 13,584  |
|                     |              | WFL               | 133         | 129 | 116        | 80 | 14,788              | 133 | 6,296   | 16,248              | 146 | 6,918   | 16,248              | 146 | 6,918   |
|                     |              | MFL               | 105         | 110 | 91         | 96 | 15,422              | 139 | 7,001   | 16,944              | 153 | 7,692   | 16,944              | 153 | 7,692   |
|                     |              | NFL               | 78          | 79  | 44         | 45 | 14,885              | 134 | 22,010  | 16,354              | 147 | 24,182  | 16,354              | 147 | 24,182  |
|                     |              | SP                | 48          | 48  | 27         | 27 | 14,407              | 130 | 45,891  | 15,828              | 143 | 50,418  | 15,828              | 143 | 50,418  |
| P3                  | 147W         | AWFD              | 119         | 120 | 69         | 41 | 19,007              | 129 | 15,569  | 20,883              | 142 | 17,106  | 20,883              | 142 | 17,106  |
|                     |              | WFL               | 133         | 129 | 116        | 80 | 18,622              | 127 | 7,928   | 20,460              | 139 | 8,711   | 20,460              | 139 | 8,711   |
|                     |              | MFL               | 105         | 110 | 91         | 96 | 19,420              | 132 | 8,816   | 21,337              | 145 | 9,687   | 21,337              | 145 | 9,687   |
|                     |              | NFL               | 78          | 79  | 44         | 45 | 18,744              | 128 | 27,716  | 20,594              | 140 | 30,451  | 20,594              | 140 | 30,451  |
|                     |              | SP                | 48          | 48  | 27         | 27 | 18,142              | 123 | 57,788  | 19,932              | 136 | 63,490  | 19,932              | 136 | 63,490  |
| P4                  | 187W         | AWFD              | 119         | 120 | 69         | 41 | 22,974              | 123 | 18,819  | 25,241              | 135 | 20,676  | 25,241              | 135 | 20,676  |
|                     |              | WFL               | 133         | 129 | 116        | 80 | 22,509              | 120 | 9,583   | 24,730              | 132 | 10,529  | 24,730              | 132 | 10,529  |
|                     |              | MFL               | 105         | 110 | 91         | 96 | 23,474              | 126 | 10,657  | 25,790              | 138 | 11,708  | 25,790              | 138 | 11,708  |
|                     |              | NFL               | 78          | 79  | 44         | 45 | 22,656              | 121 | 33,500  | 24,892              | 133 | 36,807  | 24,892              | 133 | 36,807  |
|                     |              | SP                | 48          | 48  | 27         | 27 | 21,928              | 117 | 69,848  | 24,092              | 129 | 76,741  | 24,092              | 129 | 76,741  |
| P5                  | 210W         | AWFD              | 119         | 120 | 69         | 41 | 22,314              | 119 | 117,820 | 24,516              | 131 | 129,446 | 24,516              | 131 | 129,446 |
|                     |              | WFL               | 133         | 129 | 116        | 80 | 24,722              | 118 | 20,251  | 26,786              | 128 | 21,941  | 26,786              | 128 | 21,941  |
|                     |              | MFL               | 105         | 110 | 91         | 96 | 24,222              | 115 | 10,312  | 26,612              | 127 | 11,330  | 26,612              | 127 | 11,330  |
|                     |              | NFL               | 78          | 79  | 44         | 45 | 25,260              | 120 | 11,468  | 27,752              | 132 | 12,599  | 27,752              | 132 | 12,599  |
|                     |              | SP                | 48          | 48  | 27         | 27 | 24,380              | 116 | 36,050  | 26,786              | 128 | 39,607  | 26,786              | 128 | 39,607  |
| P6                  | 244W         | AWFD              | 119         | 120 | 69         | 41 | 23,597              | 112 | 75,164  | 25,925              | 123 | 82,580  | 25,925              | 123 | 82,580  |
|                     |              | WFL               | 133         | 129 | 116        | 80 | 24,012              | 114 | 126,785 | 26,381              | 126 | 139,294 | 26,381              | 126 | 139,294 |
|                     |              | MFL               | 105         | 110 | 91         | 96 | 27,637              | 113 | 22,638  | 30,364              | 124 | 24,872  | 30,364              | 124 | 24,872  |
|                     |              | NFL               | 78          | 79  | 44         | 45 | 27,077              | 111 | 11,528  | 29,749              | 122 | 12,666  | 29,749              | 122 | 12,666  |
|                     |              | SP                | 48          | 48  | 27         | 27 | 28,237              | 116 | 12,819  | 31,024              | 127 | 14,085  | 31,024              | 127 | 14,085  |
| P7                  | 274W         | AWFD              | 119         | 120 | 69         | 41 | 27,254              | 112 | 40,299  | 29,944              | 123 | 44,277  | 29,944              | 123 | 44,277  |
|                     |              | WFL               | 133         | 129 | 116        | 80 | 26,378              | 108 | 84,023  | 28,981              | 119 | 92,314  | 28,981              | 119 | 92,314  |
|                     |              | MFL               | 105         | 110 | 91         | 96 | 26,842              | 110 | 141,728 | 29,491              | 121 | 155,715 | 29,491              | 121 | 155,715 |
|                     |              | NFL               | 78          | 79  | 44         | 45 | 27,254              | 112 | 40,299  | 29,944              | 123 | 44,277  | 29,944              | 123 | 44,277  |
|                     |              | SP                | 48          | 48  | 27         | 27 | 26,378              | 108 | 84,023  | 28,981              | 119 | 92,314  | 28,981              | 119 | 92,314  |
| P8                  | 326W         | AWFD              | 119         | 120 | 69         | 41 | 34,813              | 127 | 183,819 | 38,158              | 139 | 201,481 | 38,158              | 139 | 201,481 |
|                     |              | WFL               | 133         | 129 | 116        | 80 | 41,377              | 127 | 33,893  | 45,353              | 139 | 37,149  | 45,353              | 139 | 37,149  |
|                     |              | MFL               | 105         | 110 | 91         | 96 | 40,506              | 124 | 17,244  | 44,398              | 136 | 18,901  | 44,398              | 136 | 18,901  |
|                     |              | NFL               | 78          | 79  | 44         | 45 | 40,745              | 125 | 60,246  | 44,660              | 137 | 66,035  | 44,660              | 137 | 66,035  |
|                     |              | SP                | 48          | 48  | 27         | 27 | 39,687              | 122 | 126,416 | 43,500              | 133 | 138,562 | 43,500              | 133 | 138,562 |
| P8                  | 326W         | AWFD              | 119         | 120 | 69         | 41 | 40,152              | 123 | 212,006 | 44,010              | 135 | 232,377 | 44,010              | 135 | 232,377 |
|                     |              | WFL               | 133         | 129 | 116        | 80 | 40,506              | 124 | 17,244  | 44,398              | 136 | 18,901  | 44,398              | 136 | 18,901  |
|                     |              | MFL               | 105         | 110 | 91         | 96 | 40,745              | 125 | 60,246  | 44,660              | 137 | 66,035  | 44,660              | 137 | 66,035  |
|                     |              | NFL               | 78          | 79  | 44         | 45 | 40,745              | 125 | 60,246  | 44,660              | 137 | 66,035  | 44,660              | 137 | 66,035  |
|                     |              | SP                | 48          | 48  | 27         | 27 | 39,687              | 122 | 126,416 | 43,500              | 133 | 138,562 | 43,500              | 133 | 138,562 |



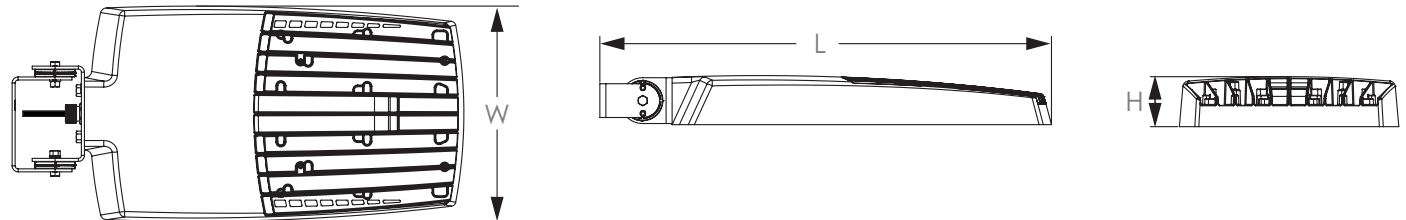
## Dimensions

### RSXF2 with Adjustable Slipfitter (IS)



Length: 28.3" (71.9 cm)  
 Width: 13.4" (34.0 cm)  
 Height: 3.0" (7.6 cm) Main Body  
 7.6" (19.3 cm) Arm  
 Weight: 33 lbs (15.0 kg)

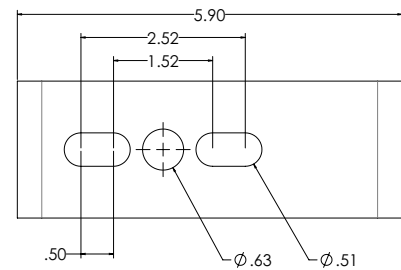
### RSXF2 with Yoke (YKC63)



Length: 28.3" (71.9 cm)  
 Width: 3.4" (34.0 cm)  
 Height: 3.0" (7.6 cm) Main Body  
 Weight: 31 lbs (14.1 kg)

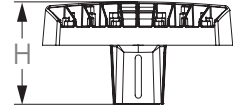
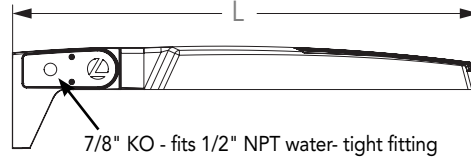
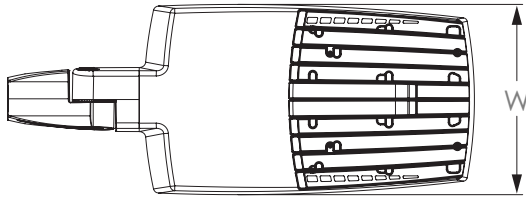
### Yoke (YK) Mounting Detail

**Note:** Mounting hole pattern is in-line with center of luminaire




## Dimensions

### RSXF2 with Adjustable Tilt Arm - Square or Round Pole (AASP or AARP)



Length: 32.8" (83.3 cm) **AASP**  
 33.8" (85.9 cm) **AARP**  
 Width: 13.4" (34.0 cm)  
 Height: 3.0" (7.6 cm) Main Body  
 7.2" (18.2 cm) Arm  
 Weight: 25 lbs (11.3 kg) **AASP**  
 27 lbs (12.2 kg) **AARP**



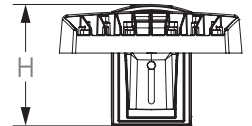
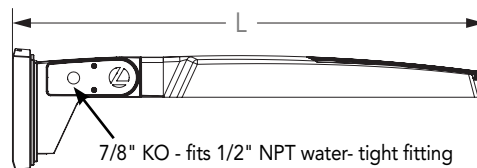
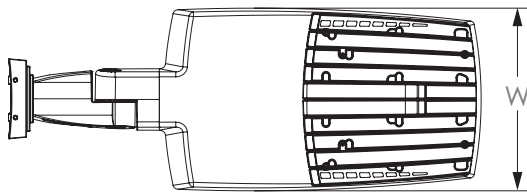
**NOTE:**  
 RPA - Round Pole mount can also be used to mount on square poles by omitting the round pole adapter plate shown here.

#### Notes

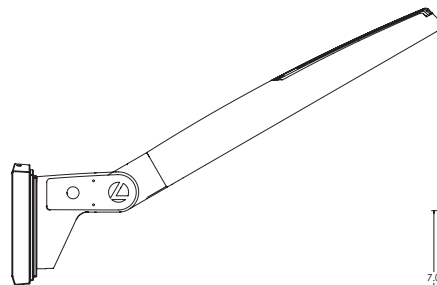
AASP: Requires 3.0" min. square pole for 1 at 90°. Requires 3.5" min. square pole for mounting 2, 3, 4 at 90°.

AARP: Requires 3.2" min. dia. round pole for 2, 3, 4 at 90°. Requires 3.0" min. dia. round pole for mounting 1 at 90°, 2 at 180°, 3 at 120°.

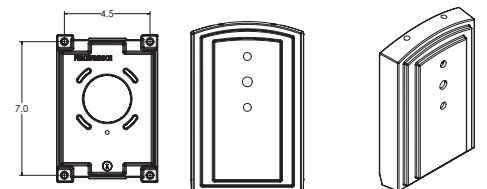
### RSXF2 with Adjustable Tilt Arm with Wall Bracket (AAWB)



Length: 34.7" (88.1 cm)  
 Width: 13.4" (34.0 cm)  
 Height: 3.0" (7.6 cm) Main Body  
 8.9" (22.6 cm) Arm  
 Weight: 36 lbs (16.3 kg)

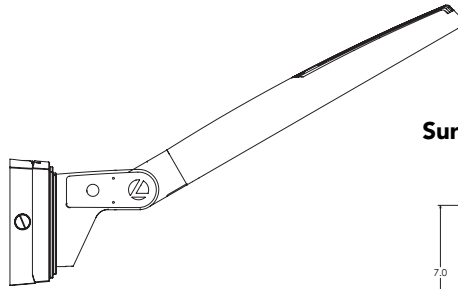
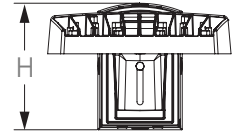
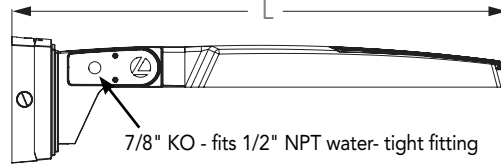
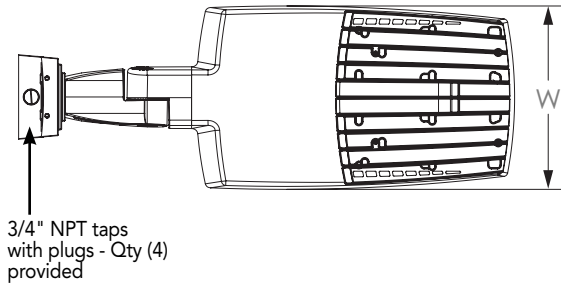


#### Wall Bracket (WBA) Mounting Detail

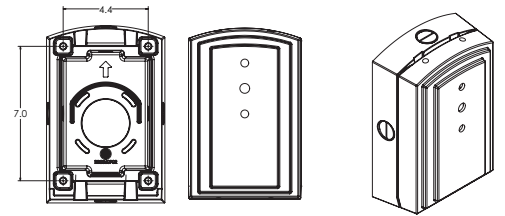


## Dimensions

### RSXF2 with Adjustable Tilt Arm with Wall Bracket and Surface Conduit Box (AAWSC)

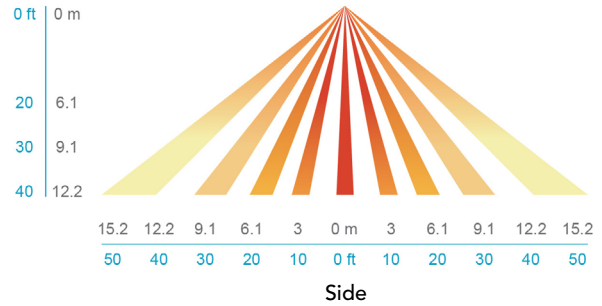
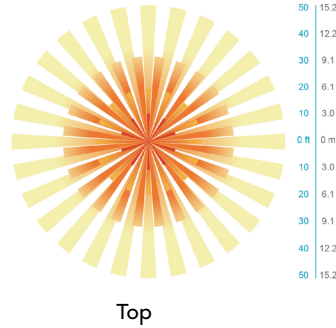
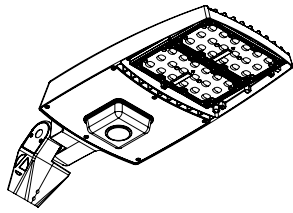


### Surface Conduit Box (SCB) Mounting Detail



Length: 36.2" (91.9 cm)  
 Width: 13.4" (4.0 cm)  
 Height: 3.0" (7.6 cm) Main Body  
           9.2" (23.4 cm) Arm  
 Weight: 39 lbs (17.7 kg)

## PIRHN nLight Sensor Coverage Pattern



| Motion Sensor Default Settings - Option PIRHN |                           |                            |                     |                                   |  |  |
|---|---------------------------|----------------------------|---------------------|-----------------------------------|--|--|
| Option  | Dimmed State (unoccupied) | High Level (when occupied) | Photocell Operation | Dwell Time (occupancy time delay) | Ramp-up Time (from unoccupied to occupied) | Ramp-down Time (from occupied to unoccupied) |
| NLTAIR2 PIRHN                                 | Approx. 30% Output        | 100% Output                | Enabled @ 1.5FC     | 7.5 minutes                       | 3 seconds                                  | 5 minutes                                    |

\*Note: PIRHN default settings including photocell set-point, high/low dim rates, and occupancy sensor time delay are all configurable using the Clarity Pro App.

## FEATURES & SPECIFICATIONS

### INTENDED USE

The RSX LED flood family is designed to provide a long-lasting, energy-efficient solution for the one-for-one replacement of existing metal halide or high pressure sodium lighting. The RSXF1 delivers 11,000 to 44,000 lumens and is ideal for replacing 250W to 1000W HID floodlights in parking lots and other area lighting applications.

### CONSTRUCTION

The RSX LED flood luminaire features a rugged die-cast aluminum main body that uses heat-dissipating fins and flow-through venting to provide optimal thermal management that both enhances LED performance and extends component life. Integral adjustable slipfitter mounts on a 2 3/8" OD tenon. The adjustable slipfitter has an integral junction box for easy installation. The light engines and housing are sealed against moisture and environmental contaminants to IP66. The low-profile design results in a low EPA, allowing pole optimization. Vibration rated per ANSI 136.31: RSXF and mountings rated for 3G vibration include IS, YK, AASP and AARP. RSXF and mountings rated for 1.5G vibration include AAWB and AAWSC.

### FINISH

Exterior parts are protected by a zinc-infused Super Durable TGIC thermoset powder coat finish that provides superior resistance to corrosion and weathering. A tightly controlled multi-stage process ensures superior adhesion as well as a minimum finish thickness of 3 mils. The result is a high-quality finish that is warrantied not to crack or peel.

### COASTAL CONSTRUCTION (CCE)

Optional corrosion resistant construction is engineered with added corrosion protection in materials and/or pre-treatment of base material under super durable paint. Provides additional corrosion protection for applications near coastal areas. Finish is salt spray tested to over 5,000 hours per ASTM B117 with scribe rating of 10. Additional lead-times apply.

### OPTICS

Precision acrylic refractive lenses are engineered for superior application efficiency, distributing the light to where it is needed most. Available in short and wide pattern distributions including Wide Flood, Medium Flood, Narrow Flood, Spot, Narrow Spot and an Area Wide/Forward distribution pattern featuring a strong forward throw reach that is ideal for lighting large areas from the perimeter.

### ELECTRICAL

Light engine(s) configurations consist of high-efficacy LEDs mounted on metal-core circuit boards and aluminum heat sinks to maximize heat dissipation. Light engines are IP66 rated. LED lumen maintenance is >L92/100,000 hours. CCT's of 3000K, 4000K and 5000K (minimum 70 CR) are available. Fixtures ship standard with 0-10v dimming driver. Class 1 electronic drivers ensure system power factor >90% and THD <20%. Easily serviceable 10kV surge protection device meets a minimum Category C Low operation (per ANSI/IEEE C62.41.2).

### STANDARD CONTROLS

The RSX LED flood luminaire has a wide assortment of control options. Dusk to dawn controls include MVOLT and 347V button-type photocells and NEMA twist-lock photocell receptacles.

### nLIGHT AIR CONTROLS

The RSXF LED flood luminaire is also available with nLight® AIR which can be used for simple motion occupancy dimming or for the ultimate in wireless control. This powerful controls platform provides out-of-the-box basic motion sensing with photocontrol functionality and is suitable for mounting heights up to 40 feet. No commissioning is required when using factory default settings that provide basic stand-alone motion occupancy dimming that is switched on and off with a built-in photocell. See chart above for motion sensor default out-of-box settings. For more advanced wireless functionality, such as group dimming, nLight AIR can be commissioned using a smartphone and the easy-to-use CLAIRITY app. nLight AIR equipped luminaires can be grouped, resulting in motion sensor and photocell group response without the need for additional equipment. Scheduled dimming with motion sensor over-ride can be achieved when used with the nLight Eclipse. Additional information about nLight Air can be found [here](#).

### INSTALLATION

The integral "IS" mount offers an adjustable slipfitter that mounts on a 2 3/8" OD tenon. The adjustable slipfitter has an integral junction box and offers easy installation, wiring and precision distribution pattern aiming. A steel yoke mount is also available and includes a water-tight cord grip and cord. Additional mountings are available including an adjustable tilt arm for direct-to-pole and wall and a surface conduit box for wall mount applications. All mountings are adjustable in 5° increments. RSXF is not rated for tilting above 90° or mounting within 4 feet of ground. Can be tilted up to 90° above horizontal.

### LISTINGS

CSA Certified to meet U.S. and Canadian standards. Suitable for wet locations. DesignLights Consortium® (DLC) Premium qualified product and DLC qualified product. Not all versions of this product may be DLC Premium qualified or DLC qualified. Please check the DLC Qualified Products List at [www.designlights.org/QPL](http://www.designlights.org/QPL) to confirm which versions are qualified. International Dark-Sky Association (IDA) Fixture Seal of Approval (FSA) is available for all products on this page utilizing 3000K color temperature only. U.S Patent No. D882,1565

### BUY AMERICAN ACT

Product with the BAA option is assembled in the USA and meets the Buy America(n) government procurement requirements under FAR, DFARS and DOT regulations. Please refer to [www.acuitybrands.com/buy-american](http://www.acuitybrands.com/buy-american) for additional information.

### WARRANTY

5-year limited warranty. This is the only warranty provided and no other statements in this specification sheet create any warranty of any kind. All other express and implied warranties are disclaimed. Complete warranty terms located at:

[www.acuitybrands.com/support/warranty/terms-and-conditions](http://www.acuitybrands.com/support/warranty/terms-and-conditions)

**Note:** Actual performance may differ as a result of end-user environment and application. All values are design or typical values, measured under laboratory conditions at 25 °C. Specifications subject to change without notice.

