

ASSEMBLY INSTRUCTION





ITEM: # 5381-75200 LEG TABLE

Thank you for purchasing this quality product. Be sure to unpack carefully looking for small parts which may have come loose during shipment.

Read all instruction and study the drawing carefully before starting the assembly process:

HARDWARE LIST

PARTS LIST		
1	TABLE TOP	1 SET
2	TABLE LEAF	2 PCS.
3	LEGS	4 PCS.

NO.	DRAWING	DESCRIPTION	Q' TY
A		Ø5/16" *2-1/4" Bolt	8Pcs
B		Ø5/16" Lock Washer	8Pcs
C		Ø5/16" *19*2mm Flat Washer	8Pcs
D		Ø5/16" Open Wrench	1Pc

