

## Technical Data: MC-MR

Hight x Base Ø	20 x 53 mm (0.8 x 2.1 in)
Connection tripod side	1/4" and 3/8"
Connection camera side	1/4"
Weight	100 g (0.22 lbs)

## Information

For more information, advice and tips concerning our products contact your photo dealer, the distributor of NOVOFLEX products in your country (have a look at "Where to buy" section at our website to find your distributor) or visit our website [www.novoflex.com](http://www.novoflex.com)

For personal advice about possible accessories which is suitable for your NOVOFLEX product please contact the following phone number or send us an E-mail.

**NOVOFLEX Tel.:** +49 8331 88888

**NOVOFLEX E-Mail:** [mail@novoflex.com](mailto:mail@novoflex.com)


# MiniConnect MR

# N

## NOVOFLEX

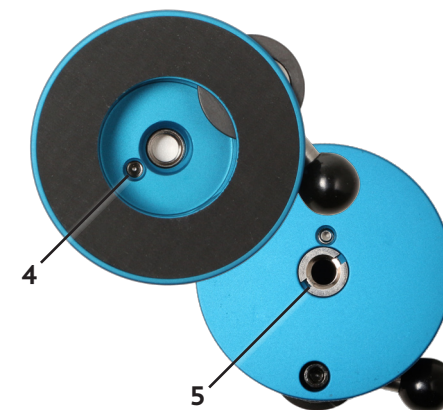
## USER MANUAL

Congratulations on your acquisition of the MiniConnect MR quick-release unit. Whilst you should have no difficulty in using your MiniConnect MR, you may find the following explanations useful.



Lateral view

View from above



Bottom view

## Product description

The MiniConnect MR is a very practical, small and extremely light quick-release unit for the popular, round MiniConnect coupling pieces. It is the more compact version of the MiniConnect MC quick-release unit, which dispenses with automatic locking in favor of lower weight and smaller dimensions.

## Nomenclature

1	1/4" Release piece
2	Base plate
3	Clamping lever
4	Headless screw
5	3/8" thread hole incl. adapter to 1/4"

© NOVOFLEX Präzisionstechnik GmbH  
Brahmsstraße 7  
D-87700 Memmingen

Phone +49 8331 88888, Fax +49 8331 47174

Email [mail@novoflex.com](mailto:mail@novoflex.com), Internet [www.novoflex.com](http://www.novoflex.com)


# N

## NOVOFLEX

## Mounting on tripod or ball head

Mount the quick-release unit on your tripod or ball head using the threaded hole on the bottom (5). The threaded hole has a 1/4" to 3/8" adapter which can be used as needed, e.g. can be unscrewed with a coin.

If you remove the foam (transport lock), you will see a smaller hole next to the 3/8" threaded hole. With the included Allen key you can use the headless screw (4) as anti-twist protection between the quick-release unit and the tripod head etc.



## Handling

- Screw the coupling piece (1) firmly into the tripod thread of your camera. To facilitate this, the coupling piece has a slot on the back for receiving a screwdriver or a coin.
- Move the quick clamping lever (3) of the quick-release unit counter to the "lock" direction and hold the lever in this position.
- Insert the camera with the coupling piece into the opening of the quick-release unit, release the clamping lever and push it in the direction "Lock". The bottom of the camera is now pressed against the rubber base plate (2).
- The more you press the cocking lever in the direction of "Lock", the tighter the clamping will be.
- To disconnect the camera from the quick-release unit, hold the camera with one hand and move the clamping lever (3) against the "Lock" direction with the other hand. Then remove the camera from the quick-release unit.



## Safety instructions

The quick-release MiniConnect MR has been developed for use with standard photographic equipment. **When assembled with fixed camera/lens, the clamping lever must not be touched to avoid accidental opening of the clamping lever. This assures that the equipment remains save. Especially when carrying the tripod with MC-MR quick release the clamping lever might loosen when coming into contact with it.**

## More MinniConnect coupling pieces

For various devices and applications, NOVOFLEX offers six different coupling pieces of type MC and a L-bracket (MC-VERTIKAL) as an optimal accessory.



Notes: MC-SPECIAL 1/4 and MC-SPECIAL 3/8 comes with an extra anti-twist pin, only for metal camera bases or metal lens tripod connections. MC-1/4-LANG and MC-3/8-LANG have an extra-long thread (length = 8 mm)

## Possible combinations

The MiniConnect MR quick-release unit can basically be mounted on almost any tripod or tripod head. Due to their small dimensions and low weight, the combination with small and medium tripods or tripod heads, however, makes particularly sense.

As a **tripod head** is particularly suitable

- NOVOFLEX BALL 19
- NOVOFLEX BALL 19P
- NOVOFLEX BALL 30
- NOVOFLEX BALL 40
- NOVOFLEX MagicBall® Mini
- NOVOFLEX MagicBall® Free
- NOVOFLEX MagicBall® 50
- NOVOFLEX ClassicBall 2
- NOVOFLEX ClassicBall 3 II
- NOVOFLEX MagicBalance

As a **tripod** is particularly suitable:

- NOVOFLEX TrioPod Series
- NOVOFLEX BasicBall
- NOVOFLEX MiniPod

