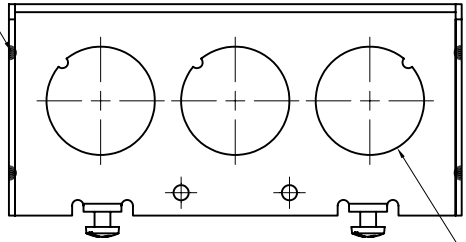
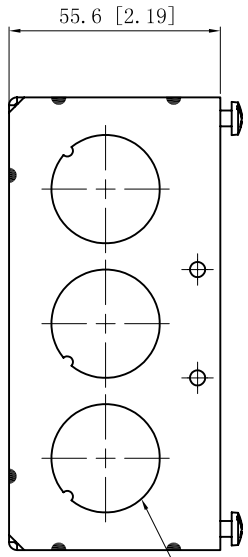


SIDES	BOTTOM
12 3/4" KNOCKOUTS	2 1/2" KNOCKOUTS
	2 3/4" KNOCKOUTS
	1 Ground Hump
2 PCS 8-32X1/2 Screws Installed	
Material:Steel-0.0625"-G60 Galvanized	

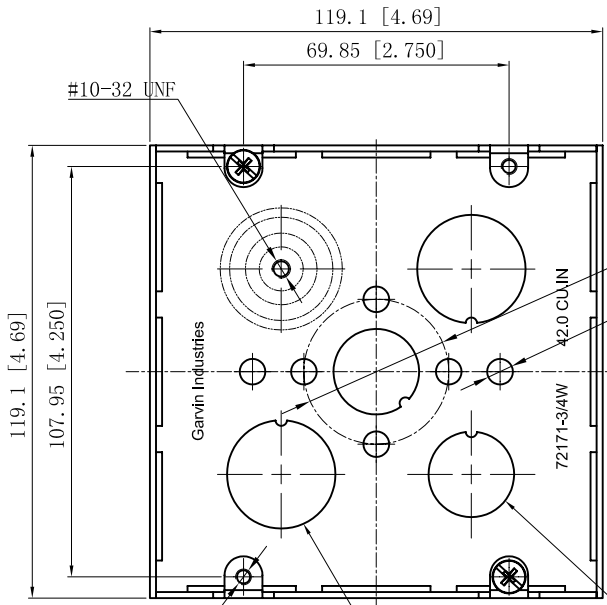
12 PLACES SPOT WELDING



6 3/4" KNOCKOUTS $\phi=28.5 [\phi=1.122]$



6 3/4" KNOCKOUTS $\phi=28.5 [\phi=1.122]$



4-#8-32 UNC HOLE

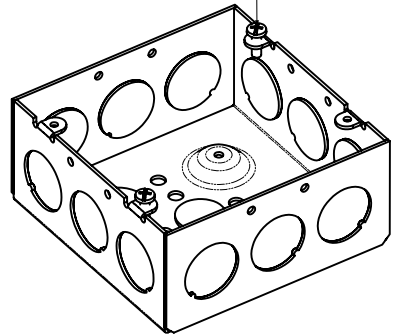
2 3/4" KNOCKOUTS $\phi=28.5 [\phi=1.122]$

$\phi 38.1 [\phi 1.50]$

6- $\phi 6.75 [\phi 0.266]$ HOLE

2 1/2" KNOCKOUTS $\phi=22.5 [\phi=0.886]$

#8-32, X2



DESCRIPTION
TRADE REFERENCE TERMS

This data sheet is for reference only.GARVIN INDUSTRIES reserves the right to make changes to the design without prior notice.

STANDARD PACKING
25 PCS

GARVIN INDUSTRIES		
TITLE 4-11/16" SQUARE EXTENSION RINGS 2-1/8" DEEP		
SIZE A4	DWG NO. 72171-3/4W	REV
DATA SHEET		