

Bestway[®]

58681E

www.bestwaycorp.com

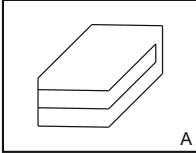



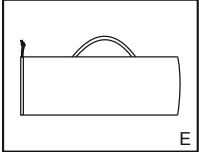

OWNER'S MANUAL

INTRODUCTION

Proper Use

Any use other than that described or any modification of the product is not permissible and may result in injury and/or damage to the product. The manufacturer is not liable for damage caused by improper use. The product is not intended for commercial use.

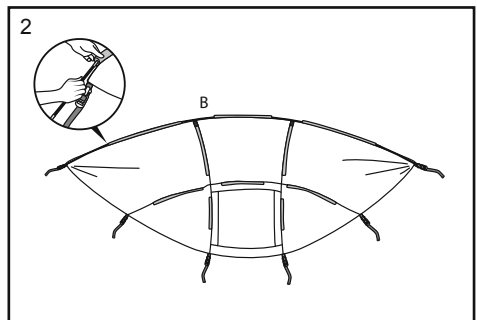
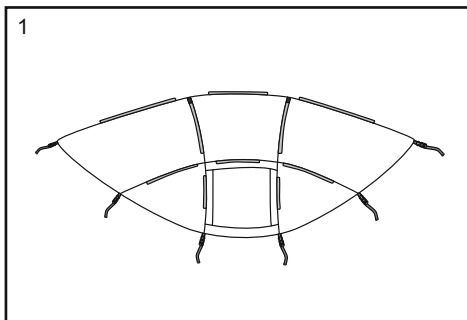
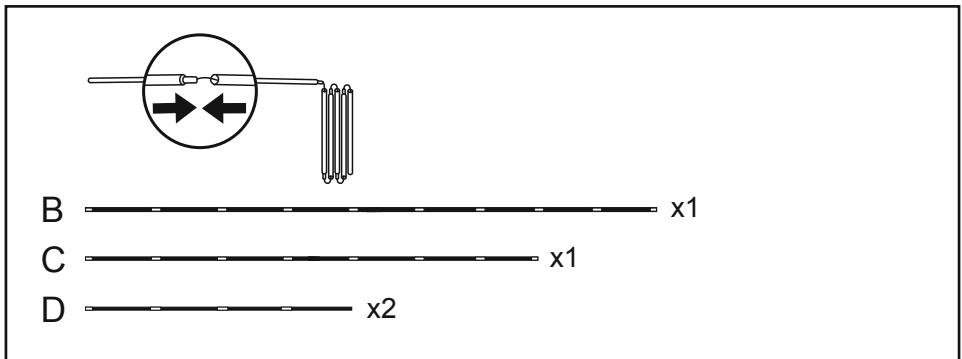
Description of parts and features

			Part	Description	Qty
A	B	C	A	Canopy	1
			B	Long pole	1
D	E	F	C	Middle pole	1
			D	Short pole	2
			E	Carry bag	1
			F	Manual	1

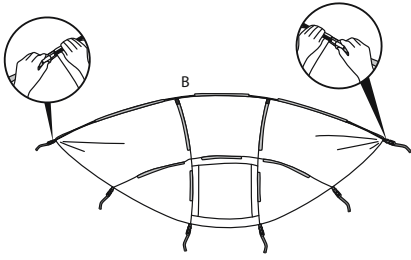
WARNING: Poles contain fiber glass. We strongly recommend wearing gloves during assembly to avoid irritating hands.

WARNING: Do not install the canopy on the pool when the weather is windy. In this condition, the product may become damaged.

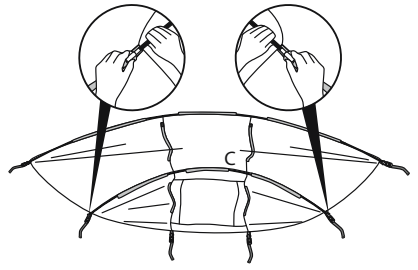
ASSEMBLY



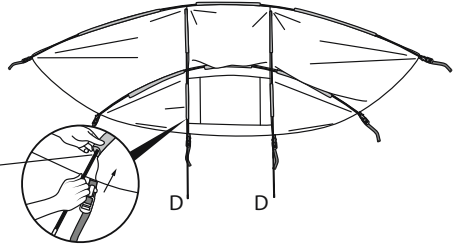
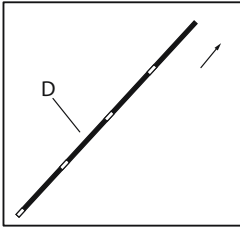
3



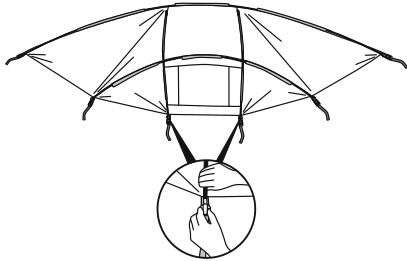
4



5



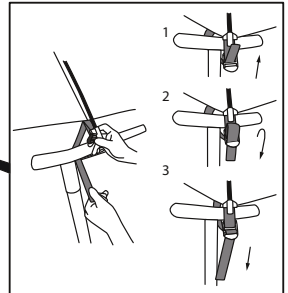
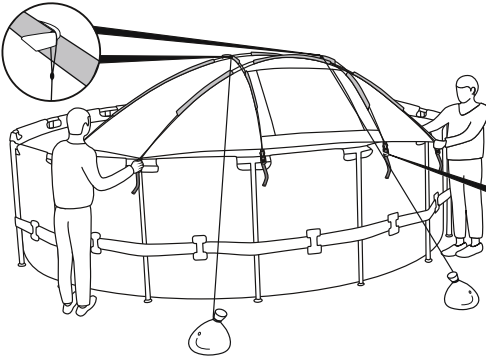
6

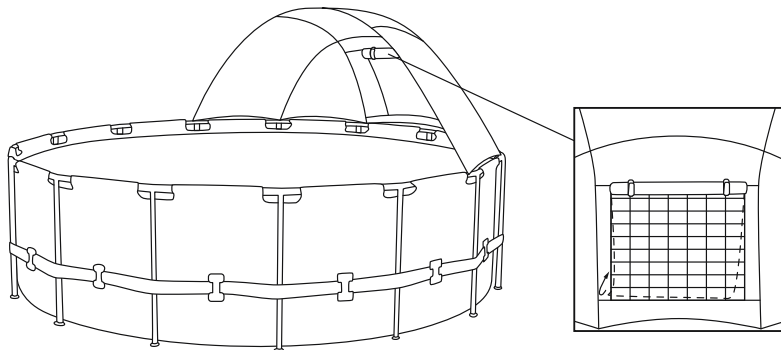


7



8





DISASSEMBLE AND MAINTENANCE

Follow the assembly steps in reverse order.

1. Clean the canopy and remove any stains with sponge and cool water. Please use non-detergent soap for serious cleaning.
2. Never machine wash or machine dry the canopy. Hand wash and air dry.
3. Please allow all parts to dry thoroughly before you repack the canopy. This will prevent the formation from mould, bad odours and discolouration.
4. Stitch with thread to repair minor leaks, fabrics and plastic sheets damage. Use ropes to connect broken frame parts. Use tapes to repair the coating broken parts.
5. Silicone spray could be use onto zippers if stick.

STORAGE

Store the canopy in the stuff sack and place it in a cool, dry area out of sunlight and away from heat sources and rodents.

©2021 Bestway Inflatables & Material Corp.

All rights reserved/Tous droits réservés/Todos los derechos reservados/Alle Rechte vorbehalten/Tutti i diritti riservati

Trademarks used in some countries under license from/

Marques utilisées dans certains pays sous la licence de/

Marcas comerciales utilizadas en algunos países bajo la licencia de/

Die Warenzeichen werden in einigen Ländern verwendet unter Lizenz der/

Marchi utilizzati in alcuni paesi concessi in licenza a

Bestway Inflatables & Material Corp., Shanghai, China

Manufactured, distributed and represented in the European Union by/

Fabriqué, distribué et représenté dans l'Union Européenne par/Fabricado, distribuido y representado en la Unión Europea por/

Hergestellt, vertrieben und in der Europäischen Union vertreten von/Prodotto, distribuito e rappresentato nell'Unione Europea da

Bestway (Europe) S.r.l., Via Resistenza, 5, 20098 San Giuliano Milanese (Milano), Italy

Distributed in North America by/Distribué en Amérique du Nord par/Distribuido en Norteamérica por

Bestway (USA) Inc., 3411 E. Harbour Drive, Phoenix, Arizona 85034, United States of America

Tel: +86 21 69135588 (For U.S. and Canada)

Distributed in Latin America by/Distribué en Amérique latine par/Distribuido en Latinoamérica por/Distribuido na América Latina por

Bestway Central & South America Ltda, Salar Ascotan 1282, Parque Enea, Pudahuel, Santiago, Chile

Distributed in Australia & New Zealand by **Bestway Australia Pty Ltd, Unit 2/98-104 Carnarvon St Silverwater, NSW 2128, Australia**

Tel: Australia: (+61) 29 0371 388; New Zealand: 0800 142 101

Distributed in United Kingdom by **Bestway Corp UK Ltd, 8 Wentworth Road, Heathfield Industrial Estate, Newton Abbot, Devon, TQ12 6TL**

Exported by/Exporté par/Exportado por/Exportiert von/Esportato da

Bestway (Hong Kong) International Ltd/Bestway Enterprise Company Limited

Suite 713, 7/Floor, East Wing, Tsim Sha Tsui Centre, 66 Mody Road, Kowloon, Hong Kong

www.bestwaycorp.com

Bestway