






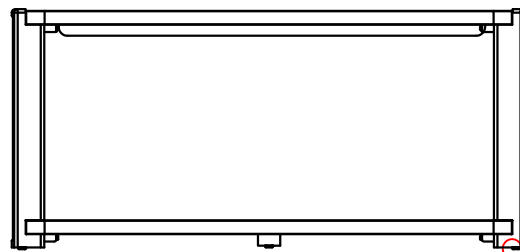
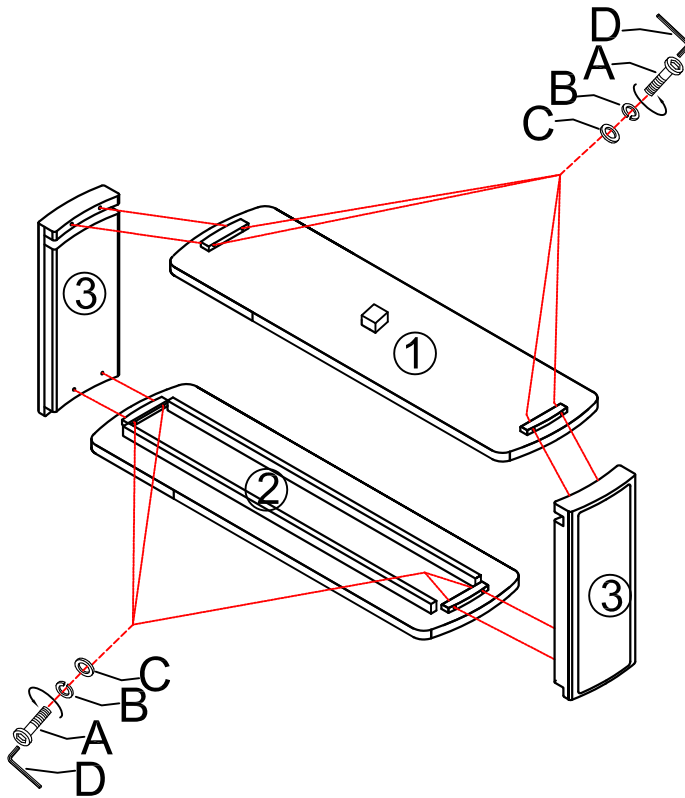


Thank you for purchasing this quality product. Be sure to unpack carefully looking for small parts which may have come loose during shipment.

Read all instruction and study the drawing carefully before starting the assembly process.

HARDWARE PACK				
NO.	DRAWING	DESCRIPTION	SIZE	Q'TY
A		Bolt	5/16"	8 PCS
B		Lock Washer	5/16"	8 PCS
C		Flat Washer	5/16"	8 PCS
D		Allen Wrench	73*29*5mm	1 PC

PARTS LIST			
NO.	DRAWING	DESCRIPTION	Q'TY
1		Bottom Panel	1 PC
2		Top Panel	1 PC
3		Leg Base	2 PCS



Adjust leveler if needed to level table on uneven floor.

