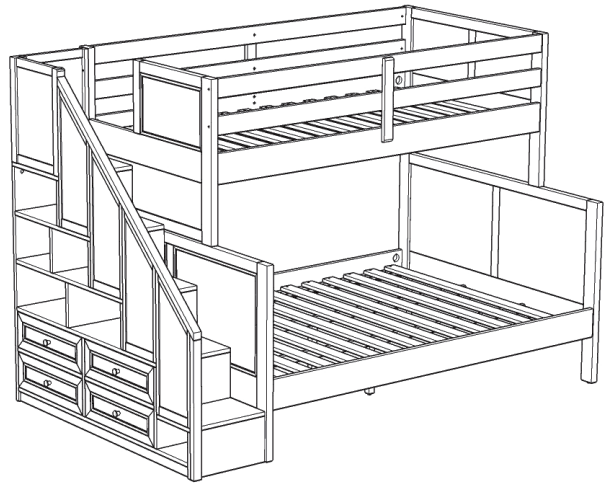


Bunk Bed



IMPORTANT

Carefully remove all the parts from the carton and place them individually on a soft cloth to prevent scratches or other damage.

Carefully and strictly follow these assembly instructions to ensure a completed product as designed.

Do not use power tools above 8 volts to assemble.

Part List



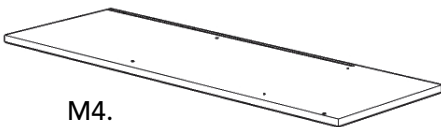
M1.
Stair
1 pc.



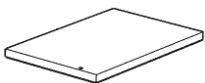
M2.
Stair
1 pc.



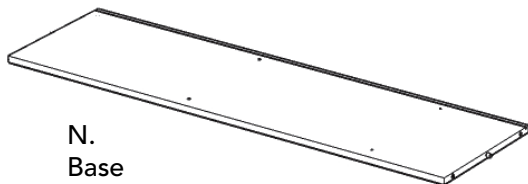
M3.
Stair
1 pc.




M4.
Stair
1 pc.



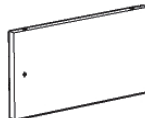
M5.
Stair
1 pc.



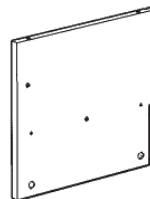
N.
Base
1 pc.



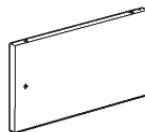
O.
Side Panel
1 pc.



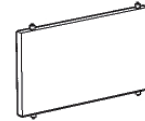
P1.
Riser
3 pcs.



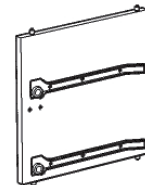
P2.
Riser
1 pc.



P3.
Riser
1 pc.



Q.
Divider
2 pcs.



R.
Middle Panel
1 pc.



S1.
Back Panel
1 pc.



S4.
Back Panel
1 pc.

For assembly see instructions in carton 20 05530 0565.