

Metal Kinetic Spinner Wind Chime


Assembly Instructions

Step 1:
Remove the wind chime from plastic cover.


Step 2:
Slightly twist small spinners outward.

Step 3:
Hang it on your patio, porch, tree or anywhere you wish.


Step 1



Step 2



Step 3



Metal Kinetic Spinner Wind Chime


Assembly Instructions

Step 1:
Remove the wind chime from plastic cover.


Step 2:
Slightly twist small spinners outward.

Step 3:
Hang it on your patio, porch, tree or anywhere you wish.

Step 1



Step 2



Step 3

