







ASSEMBLY INSTRUCTION

ITEM: 5878-80112-80 Square Cocktail Table


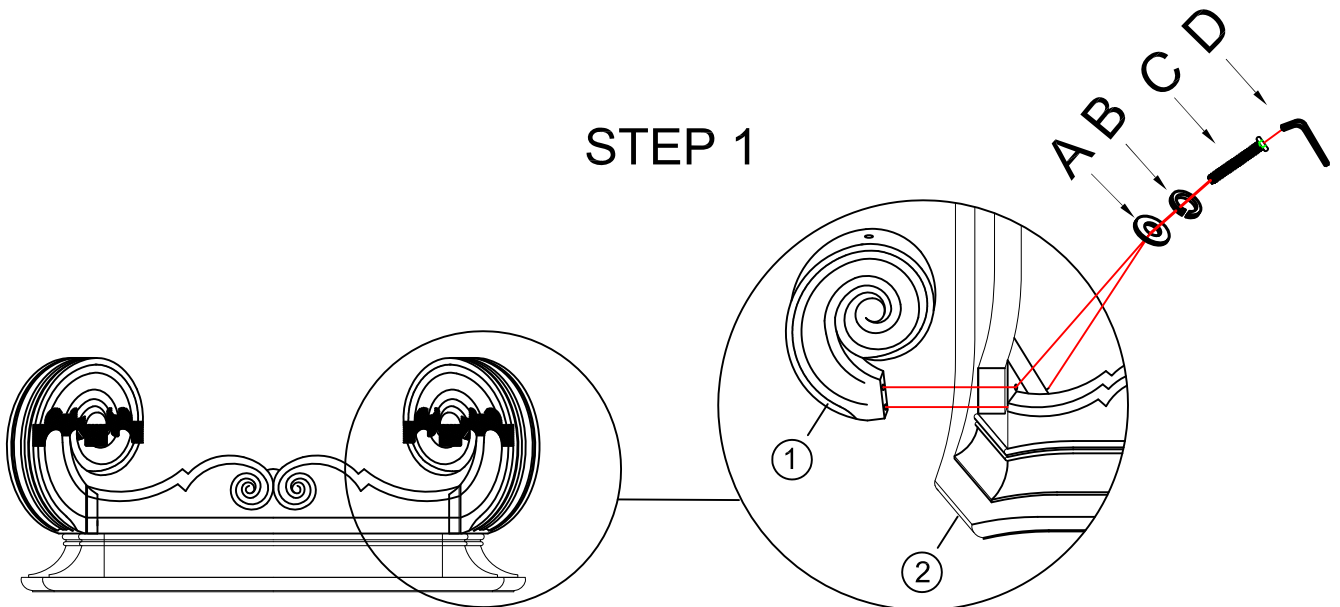
Thank you for purchasing this quality product. Be sure to unpack carefully looking for small parts which may have come loose during shipment.

Read all instruction and study the drawing carefully before starting the assembly process.

HARDWARE PACK

NO.	DRAWING	DESCRIPTION	SIZE	Q'TY	PARTS LIST			
A		Flat Washer	Ø5/16"	8PCS	NO.	DRAWING	DESCRIPTION	Q'TY
B		Lock Washer	Ø5/16"	8PCS	1		Leg	4PCS
C		Bolt	Ø5/16"*50mm	8PCS	2		Top	1PC
D		Allen Wrench	73*29*5mm	1PC				

STEP 1



Adjust Leveler if needed to level table on uneven floor.

STEP 2