











Flexsteel Style# →	Q2424-53	Factory Style# →	FSK70999M-L1-1KS	Date updated →	3/6/2025
Reference Picture	Part Description	Supplier Part#	Model Number	Spec	Flexsteel Part#
	65A03E-2X Seat Mechanism with Swivel (360° rotation)	65A03E-2X Mechanism	26100346X000	Metal 63*68*41cm	L65A03E2X36 3000029206
	30 Inch Metal Circle	30Inch Metal Circle	n/a	Diameter 30Inch	L30SWVLRNG 3000029421
	Hexagon Bolts for 30inch Metal Circle	Hexagon Bolts for 30inch Metal Circle	R11011020020	M1 / 4"X20.	LMQTRX20BLT 3000029516
	Chassis Square Tube High Special M-2 (with Outer Hexagon Bolt 1/4" + Non-Slip Nut 1/4")	Chassis Square Tube High Special M-2 (with Outer Hexagon Bolt 1/4" + Non-Slip Nut 1/4")	R23106516402	3*3*39.8cm	L242153MTB 3000029198
	Plastic Glide	n/a	R12020000097	n/a	LSWVLGLDMW 3000029205

	Metal Square Pipe	Metal Square Pipe	140300195	15.88*15.88*168.9MM	L2415HNDLTB 3000029194
	Wood Handle(2.0)	Wood Handle(2.0)	120800308	n/a	L2403HNDL 3000029192
	Latches In The Back	RMT KD	140700146	RMT 1.0 (KD)	L011WG62 3000019327
	L Iron Connector Part (Seat/Arm)	L Iron Connector Part (Seat/Arm)	23000045X000	3.5*3*4cm	L6502950 3000024860
	Spring Unit	MW102M	710100001	552.1 / 330.2	MW102 3000020717
	Base Rail	MF1130M	710100007	295.3mm	LMFI1130 3000029185

	Base Spring	25073M	710100010	25073M	25073 3000019311
	Back Wing KD Latches	Back Wing KD Latches	140700308	n/a	L011WG50 3000019326
	Q2424-53 Wing C&S in 1542105UW	Q2424-53 Wing C&S in 1542105UW	Q2424-53 Wing C&S in 1542105UW	Lucie Charcoal 1542105UW Fabric	MWC&S 3000018893
	Q2424-53 Back/Arm/Seat C&S in 1542105UW	Q2424-53 Back/Arm/Seat C&S in 1542105UW	Q2424-53 Back/Arm/Seat C&S in 1542105UW	Lucie Charcoal 1542105UW Fabric	MWC&S 3000018893
	Lock Springs (LAF)	Lock Springs (LAF) (Red)	R11030000089	n/a	LLKSPRG89 3000029228








Support Springs(RAF)






Support Springs(RAF)
(Blue)


R11030000023





335*190*175

LSTSPRG23
3000029230

Flexsteel Style# →	Q2424-53P3	Factory Style# →	FSK70999M-L1-1KEH-W	Date updated →	3/6/2025
Reference Picture	Part Description	Supplier Part#	Model Number	Spec	Flexsteel Part#
	66D03-2X Seat Mechanism with Swivel (240° rotation)	66D03-2X Seat Mechanism	26100345X000	Metal 63*68*41cm	L66D032X 3000029203
	30 Inch Metal Circle	30Inch Metal Circle	n/a	Diameter 30Inch	L30SWVLRNG 3000029421
	Hexagon Bolts for 30inch Metal Circle	Hexagon Bolts for 30inch Metal Circle	R11011020020	M1 / 4"X20.	LMQTRX20BLT 3000029516
	Chassis Square Tube High Special M-2 (with Outer Hexagon Bolt 1/4" + Non-Slip Nut 1/4")	Chassis Square Tube High Special M-2 (with Outer Hexagon Bolt 1/4" + Non-Slip Nut 1/4")	R23106516402	3*3*39.8cm	L242153MTB 3000029198
	Plastic Glide	n/a	R12020000097	n/a	LSWVLGLDMW 3000029205

	New Switch and Control Box with Type C+USB	New Switch and Control Box with Type C+USB	23300464X000	n/a	L9BTNSWTCH 3000029195
	Socket	Socket Connected to DC without Light	23200027X000	29 V/2A	LV948762 3000020711
	Lumbar Mechanism	1558	140301758	Metal 23*18*13cm	LMWLBMCH58 3000028587
	Transformer	Transformer Output: 29V/3A 87.0W	141601287	29V/3A 87.0W	LPM3ATRN 3000029053
	Lumbar Motor	1558	141601086	24V/2.1A/50W	LMWLBMTR86 3000028586

	Headrest Mechanism	1546-2	140600028	n/a	LV943464 3000020705
	Latches In The Back	RMT KD	140700146	RMT 1.0 (KD)	L011WG62 3000019327
	L Iron Connector Part (Seat/Arm)	L Iron Connector Part (Seat/Arm)	23000045X000	3.5*3*4cm	L6502950 3000024860
	Back motor	66D03	141601250	n/a	L66D03BKM 3000029196
	Seat Motor	66D03	141601249	n/a	L66D03STM 3000029197

	Base Spring	25073M	710100010	25073M	25073 3000019311
	Base Rail	MF1130M	710100007	295.3mm	LMFI1130 3000029185
	Back Wing KD Latches	Back Wing KD Latches	140700308	n/a	L011WG50 3000019326
	Q2424-53P3 Wing C&S in 1542106UW	Q2424-53P3 Wing C&S in 1542106UW	Q2424-53P3 Wing C&S in 1542106UW	Lucie Taupe 1542106UW	MWC&S 3000018893
	Q2424-53P3 Back/Arm/Seat C&S in 1542106UW	Q2424-53P3 Back/Arm/Seat C&S in 1542106UW	Q2424-53P3 Back/Arm/Seat C&S in 1542106UW	Lucie Taupe 1542106UW	MWC&S 3000018893