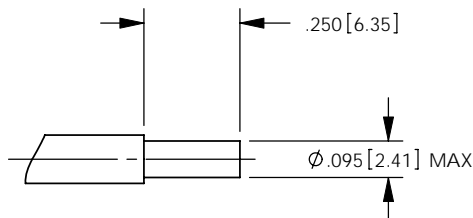
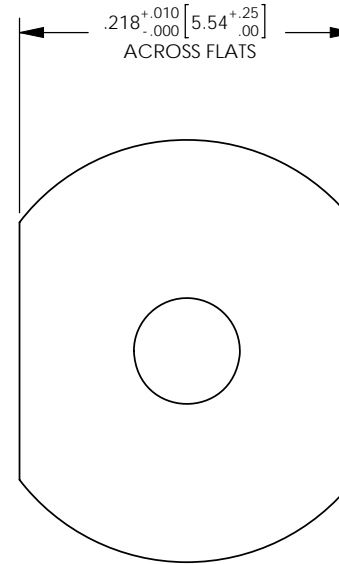
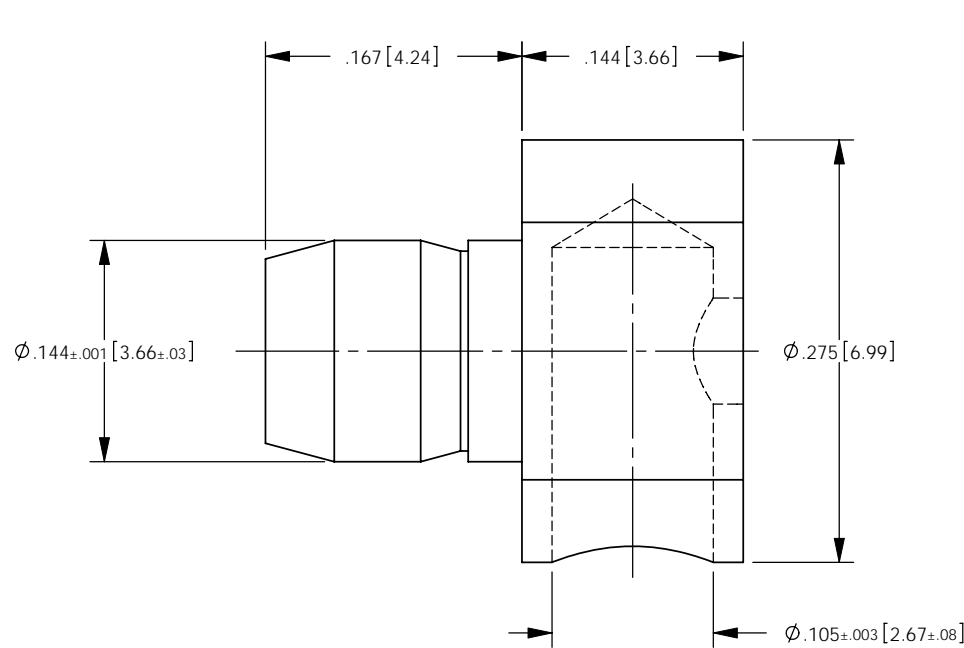
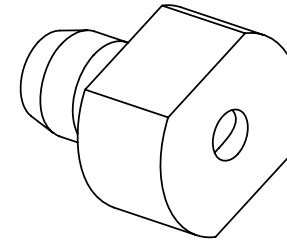


NOTES: UNLESS OTHERWISE SPECIFIED

1. FOR GENERAL SERIES SPECIFICATIONS, SEE SD74-0000.
2. MATERIAL SPECIFICATIONS: BRASS PER ASTM B16.
3. FINISH SPECIFICATIONS:
.000030 MIN. GOLD PER ASTM B488 OVER .000050 MIN. NICKEL PER AMS QQ-N-290.
4. ELECTRICAL SPECIFICATIONS:
CURRENT RATING: 30 AMPS
5. SUGGESTED FOR USE WITH 12 GA WIRE OR EQUIVALENT.
6. REFER TO CAP10-01 FOR CABLE ASSEMBLY PROCEDURE.

REV	DESCRIPTION	BY DATE	APPD
G	REVISED PER ER 11418	DAO 01/07/09	DAO



RECOMMENDED CABLE TRIM DIMENSIONS
SCALE: 2:1

CATALOG P/N: 01358

<small>PER ASME Y14.5M-1994 UNLESS OTHERWISE SPECIFIED: DIMENSIONS ARE IN INCHES (MM) TOLERANCES: DECIMAL: XX [X.X] ± .01 [0.3] XXX [X.XX] ± .005 [0.13] ANGLES: ± 2° SCALE: 8:1</small>				<p>Winchester Electronics Corporation 62 Barnes Industrial Road North Wallingford, Connecticut 06492</p>	
<p>CUSTOMER DRAWING</p>			<p>POWERSNAP RIGHT ANGLE SOLDER MOUNT 12 AWG, 30 AMP</p>		
<small>DRAWN</small> JEM	<small>DATE</small> 08/12/03	<small>APPROVED</small> CWB	<small>DATE</small> 08/16/03	<p>A</p>	<p>SD01358</p>
<small>APPROVED</small> JED	<small>DATE</small> 08/12/03	<small>APPROVED</small> MG	<small>DATE</small> 08/16/03		