

ASSEMBLY INSTRUCTION








ITEM: # 5381-75300 SPLATBACK ARM CHAIR

Thank you for purchasing this quality product. Be sure to unpack carefully looking for small parts which may have come loose during shipment.

Read all instruction and study the drawing carefully before starting the assembly process:

HARDWARE LIST

PARTS LIST		
1	CHAIR BACK	1 PC.
2	SEAT FRAME	1 PC.
3	FRONT LEG	2 PCS.
4	LEFT ARM	1 PC.
5	RIGHT ARM	1 PC.

NO.	DRAWING	DESCRIPTION	Q' TY
A		Ø5/16" *2-3/4" Bolt	4Pcs
B		Ø5/16" *1-5/8" Bolt	3Pcs
C		Ø5/16" Het Nut	4Pcs
D		Ø5/16" Lock Washer	11Pcs
E		Ø5/16" *19*2mm Flat Washer	11Pcs
F		Ø5/16" Open Wrench	1Pc
G		#8*1-1/8" Wood Screw	2Pcs

