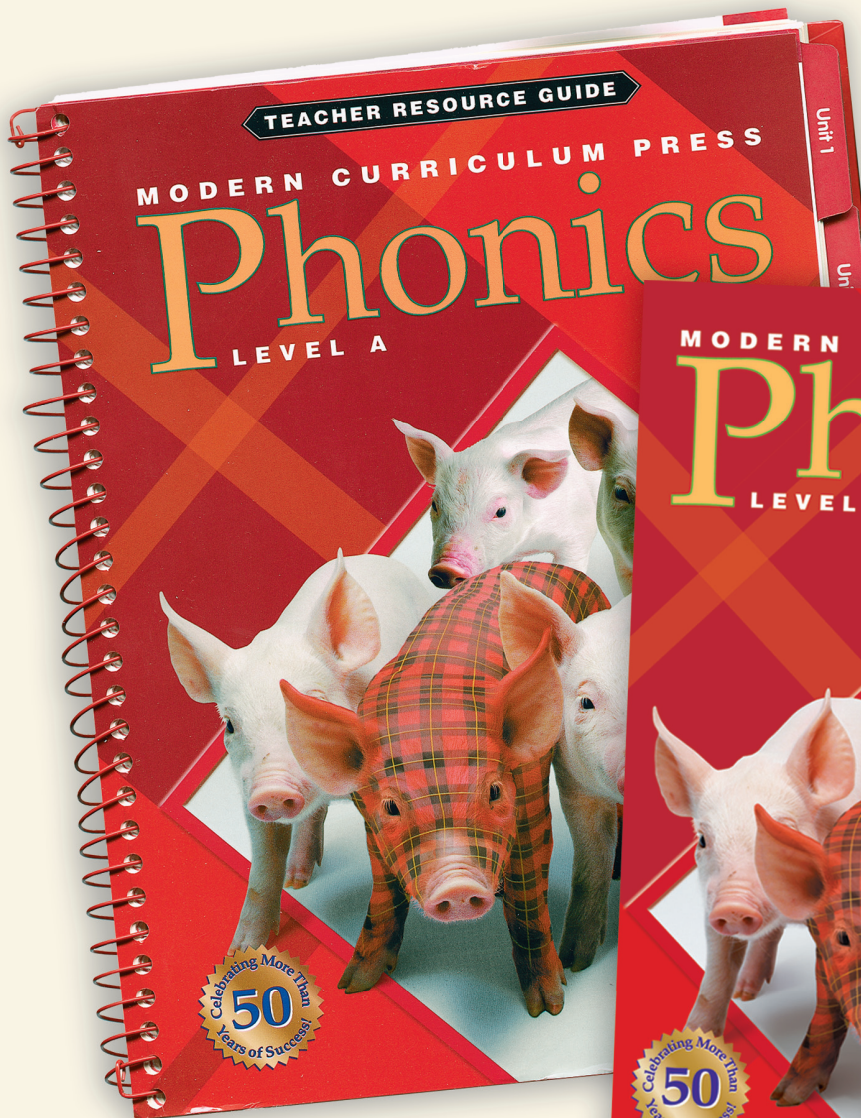



PARENT GUIDE 

MCP “Plaid” Phonics



Homeschool bundle includes:

- Student Worktext
- Teacher Resource Guide



Because You Know What Matters Most



Thank you for choosing Pearson to help you on your homeschool journey. Making the right decision about homeschooling can set your child on an exciting path to a lifetime of learning and success. Pearson makes it easy for you to inspire a joy of learning with flexible programs to fit your child's unique learning style. This built-in flexibility lets you set the schedule and the pace that works for you and your child. As you read through this guide and review the included materials, you'll experience how easy it is to personalize the curriculum to match your child's learning style and ensure success with our engaging programs.

Plus, you can rest assured that all of the fundamentals for success are included. The homeschool curriculum you have chosen has been thoughtfully developed and tested by seasoned professionals, to make sure your child receives the finest education.

Welcome to Pearson Homeschool!

Preparation


It is always an exciting time when you get to open the box with your new curriculum. All of the books and materials are colorful, the pages are crisp and they are filled with the possibilities of the coming year. The anticipation of using the books and teaching your child is new and fresh. Like the air after a spring shower, it is invigorating. You can't wait until you can get started.

Open the bundle of materials, flip through the pages of each book, take in how they look and feel. Get familiar with all of the components. Let your child share in the excitement and catch the enthusiasm you have for starting this new adventure. These will be your companions over the course of the next year.

Once you get familiar with the material, you may experience the overwhelming feeling that is common to homeschool parents: "How will I ever cover all of this material?" You may be flooded with insecurities that you don't know or remember the subject or content. All of these are normal thoughts and experiences for anyone who has homeschooled.

Remember the value of the journey you are on. Focus on the reasons you chose to homeschool in the first place, the daily interaction with your child, and teaching them how to learn. As the tutor, you as the parent don't have to know all of the material. It's fine to learn it with your child as you go through the material together. You are the guide for your child as you journey with them through the learning process.





Overview

The MCP “Plaid” Phonics homeschool bundle includes the following components:

- Student Worktext
- Teacher Resource Guide

Modern Curriculum Press (MCP) “Plaid” Phonics celebrates over 50 years of success helping more than 55 million children learn to read through its easy-to-use practices, review, and application of skills.

LEVEL K

MCP “Plaid” Phonics Level K develops alphabetic and phonemic awareness, phonics, and oral language skills young learners need. Letters and sounds are introduced through a consistent six-page lesson sequence, which includes letter recognition, writing the letter, phonemic awareness, around-symbol correspondence, and a Picture Dictionary page. No matter what your child’s learning style is, you’ll find an array of multisensory teaching options that will meet your child’s learning style.

LEVEL A

MCP “Plaid” Phonics Level A helps young readers become fluent readers. Activities help them develop spelling (encoding), recognize words in context, and use phonics in word-building and personal writing. It provides a direct model for integrating phonics and reading through reading activities.

LEVEL B

Your child is empowered to become an independent reader at this level, with greater emphasis on word analysis, vocabulary, comprehension, and writing.

LEVEL C

Real-world reading and writing applications put decoding strategies to work. MCP “Plaid” Phonics Level C integrates phonics instruction with meaningful reading. By combining phonics skills with vocabulary, comprehension, and critical thinking, your child is well on their way to developing reading fluency.

LEVEL D, E & F

MCP “Plaid” Phonics Levels D, E, & F provide continued instruction consistent with Levels K-C. Word-study, comprehension, thinking, and writing skills are integrated to make learning meaningful and relevant for intermediate-grade students.

Using the Materials

Pearson curriculum materials are thoughtfully planned to present the subject in a way that is engaging. Each lesson builds upon itself, while providing you with the flexibility to make it your own.



Using the Student Worktext

Each *Student Worktext* is broken into units. Each unit begins with a Unit Opener to introduce the section to your child and ends with a Unit Checkup to review what your child has learned.


Lessons are divided into areas that focus on specific skills. To assist you, there are directions at the bottom of each page. Not only do the lessons fit your overall literacy curriculum, but they are flexible and easy to personalize to fit the learning style and pace of your child. In general, your child should work 3-6 lessons per week.

Using the Teacher Resource Guide

Each spiral bound *Teacher Resource Guide* is your source for teaching the phonics lessons to your child. At the beginning of each guide is the Scope and Sequence for the MCP "Plaid" Phonics program that identifies the phonics skills used in this program.

There are several key elements to each unit to help guide you through the lessons. Each unit is divided by tabs with an overview at the beginning, followed by detailed instructional plans for each of the unit's lessons. Numerous phonics games, activities, and other ideas are listed to assist you. In addition, a pre-test and post-test are included. You will want to administer the pre-test before beginning the unit to assess your child's strengths and needs in advance. This will allow you to structure your lesson plans. Give your child the post-test when he or she completes the unit to assess overall mastery of the skills taught.

Each lesson within the unit includes a lesson planner. At the beginning of each lesson, the skill-driven learning goals will be identified in the Skill Focus box. This will be followed by the Teach section with activities for the lesson that target, teach, and build phonemic and phonological awareness skills. The Focus On All Learners area provides methods for teaching the lesson's skills to different learning styles (for example, visual learners and kinesthetic learners). Finally, there is a Curriculum Connections section to tie their phonics lessons into other curriculum areas.



Lesson Plans

Lesson plans are important to a successful homeschool environment. They help keep you on track, progress through the material and provide a steady structure for teaching your child. It is important to plan out your lessons but remember, lesson plans are a guide. You should leave room to adapt to your child and adjust the plan to ensure he or she understands the material. The objective is to have a tool you can use to watch your child progress and master the material you present over the school year.

Before you begin your lesson plan, review the *Student Worktext* and the *Teacher's Resource Guide* to see how the material is structured. There are a number of items to consider when preparing your plan. How many days per week will you have school? Do you plan to have extended breaks for the holidays or vacations? The number of children you have and their ages will affect how and what you can do as well.

Lesson plans in general should have certain vital components. A suggested list would include some or all of the following:

- the portion of text covered during the lesson
- key concepts
- activities to do
- assignments given
- main ideas of the lesson
- questions to ask
- potential field trip ideas
- materials and resources needed

In the *Teacher's Resource Guide* you will find lesson plans prepared for each of the lessons within the unit. To help understand your child's current learning level, administer the unit's pre-test prior to starting each unit. This will identify your child's strengths and improvement areas so you know where you will need to focus more instruction. Record your child's answers on the Progress Checklist in order to monitor their understanding from the pre-test to the post-test.

Look through the list of ideas for phonics games and activities that match your child's interests and provide fun ways to reinforce the phonics skills while actively engaging your child in the lessons.

Review the unit focus to familiarize yourself with the upcoming section. This will identify the Skill Focus of the lesson and how to teach each part, along with ways to practice and apply the lesson. Each individual lesson plan is presented in the pages that follow.

Adapt the Curriculum to Fit your Situation

One of the great benefits of homeschooling is that everything you teach can be personalized to fit your child. The lessons in *MCP "Plaid" Phonics* are designed to fit multiple learning styles and paces. Furthermore, *MCP "Plaid" Phonics* is easy to adapt to any literacy curriculum.

Pacing

Pacing the lessons in *MCP "Plaid" Phonics* is easy. In general, your child should work 3-6 lessons per week as part of their overall language arts curriculum. If your child is grasping the concepts easily, then you can add additional lessons, or if extra time is needed, you can easily slow down the pace.

Teaching is Everywhere

Each unit has several ideas for phonics games and activities. But don't limit the instruction to just this list. You can include favorite activities and interests into the lessons. Relate them to your child's favorite sports, toys, and interests to keep them engaged. If there are field trips you are planning for other subjects, include phonics in the overall experience.



Thank you

As you progress along the journey, you will have moments of frustration and moments that make it all worthwhile. Remember to keep it in perspective. Homeschool parents live for those moments when their children are most teachable. You will know when those moments happen as you can see the light go on, they really get it. Cherish those times and use them as the fuel to motivate you through the tough times.

Thank you for choosing Pearson as a partner in your homeschool journey. We know the importance that you place in taking the time to teach your child and we appreciate your trust in us to help you and your child achieve the best education possible.



Additional Resources

MCP "Plaid" Phonics can be used in conjunction with other reading, spelling, and vocabulary programs such as:



- **Words Their Way™: Word Study in Action** – This powerful approach to word study encourages a close look at words by grouping sounds, words, and pictures that represent words into specific categories. This allows your child to discover the regularities and conventions of written English needed to read and spell.



- **Sing, Spell, Read & Write** – A multi-sensory approach to phonics instruction that incorporates songs, interactive charts and games. Children move through the program along a very systematic and sequenced path.

You can find out more about these programs on our website at:

www.PearsonHomeschool.com.

For product related questions, please contact 1-800-848-9500
or submit the Contact Us form available on our website.

ISBN-13: 978-0-328-72214-3
ISBN-10: 0-328-72214-6



Copyright ©2011 Pearson Education, Inc. or its affiliate(s). All rights reserved.