

Brushed Polished Nickel
PHA52BNK4
Reversible Walnut + Dark Oak Blades



Brushed Polished Nickel
PHA52BNK4-BNGW
Reversible Brushed Nickel
+ Greywood Blades



Espresso
PHA52ESP4
Reversible Espresso
+ Walnut Blades



Flat Black
PHA52FB4
Reversible Flat Black
+ Greywood Blades

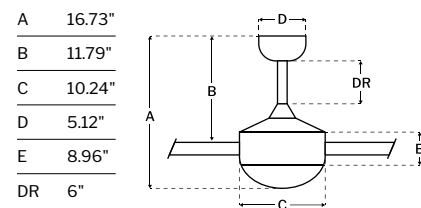


White
PHA52W4
White Blades

FEATURES

- Standard, 3-Speed Reversible AC Motor
- Dual Mount, Flat or Angled Ceilings up to 23°
- 6" Downrod Included
- 4 Custom Reversible Blades Included
- Integrated 9 Watt 2 Bulb Non-Dimmable LED Light Kit
- Standard Pull Chain Control
- Indoor Rated

CEILING DROP DIMENSIONS













SPECS

Blade Sweep	52"
Number of Blades	4
Blade Pitch	10.5°
Motor Size (MM)	153x15
Included Control	Pull Chain
Compatible Control Types	Types A, G, & J
Amps (Hi Speed)	0.48
Watts (Hi Speed)	57.6
Energy Guide Watts	38
Energy Guide CFM	3108
Energy Guide CFM Watts	83
Energy Guide Yearly Energy Cost	11
High Speed (CFM)	4196
Low Speed (CFM)	1874
Carton Size (CU FT)	2.13
Shipping Wt. (lbs)	17.53
UPS Oversized	No

LED SPECS

Bulb CCT	3000K
Bulb Wattage	9
CRI	80
Lumens	943
Light Kit	Integrated

FINISH AND BLADE PAIRINGS

 BRUSHED POLISHED NICKEL	 WALNUT + DARK OAK
 BRUSHED POLISHED NICKEL	 BRUSHED NICKEL + GREYWOOD
 ESPRESSO	 ESPRESSO + WALNUT
 FLAT BLACK	 FLAT BLACK + GREYWOOD
 WHITE	 WHITE

eETLus LISTED INTEGRATED LED