

# ADAPTIVE PRO 192W

## 5-in-1 Dimmable 24V Power Supply

The Adaptive Pro 5-in-1 dimmable Class 2 drivers are designed to operate with any standard MLV / ELV / Incandescent TRIAC (forward phase) dimmer switch or can also be used with secondary side controls systems. Encased in a low profile aluminum enclosure that includes knock-outs for easy installation in any low voltage application.

- Slim and compact 24V DC constant voltage hardwire driver
- Dedicated line voltage and low voltage wiring compartments
- Multiple 7/8" knock-outs for easy wire configuration
- Short circuit, over-voltage, over-temperature, overload protections
- 5-in-1 Forward and Reverse Phase Dimming:  
ELV / MLV / TRIAC / 0-10V/ 1-10V/Potentiometer / 10V PWM 4-in-1
- cULus Listed Wet location rated
- Class 2, Type HL, FCC Compliant



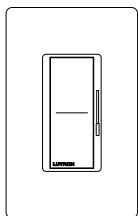
### ADAPTIVE PRO - 192W QUICK SPECS

<b>SERIES</b>	ADPTPRO-DRJ 192W
<b>INPUT VOLTAGE</b>	100-277V AC
<b>INPUT FREQUENCY</b>	47-63Hz
<b>OUTPUT VOLTAGE</b>	24V DC
<b>RATED CURRENT</b>	2 x 4A
<b>POWER FACTOR</b>	0.99@120V / 0.94@277V
<b>MIN LOAD</b>	2 x 9.6W
<b>MAX LOAD</b>	96W (2 x 96W)
<b>EFFICIENCY</b>	> 87% (120V) / 89% (277V)
<b>DIMENSIONS</b>	10.94" (278mm) L x 4.33" (110mm) W x 1.88" (48mm) H
<b>DIMMING</b>	0-100%
<b>STORAGE TEMP</b>	-40°F to 176°F (-40°C to 80°C)
<b>AMBIENT TEMP</b>	-40°F to 140°F (-40°C to 60°C)
<b>OPERATING TEMP</b>	-40°F to 140°F (-40°C to 60°C)
<b>RATING</b>	cULus Listed for Wet locations


### ADAPTIVE PRO - 192W ORDERING INFORMATION

ITEM NUMBER	DESCRIPTION
ADPTPRO-DRJ-192-24	Adaptive Pro 24V - 192W (2 x 96W) Power Supply

### ADAPTIVE PRO - 192W QUICK SET UP



Dimmer Switch



Adaptive Pro 192W Power Supply



24V LED Fixture

PROJECT: \_\_\_\_\_

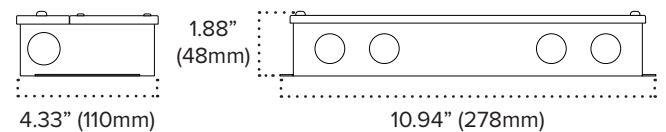
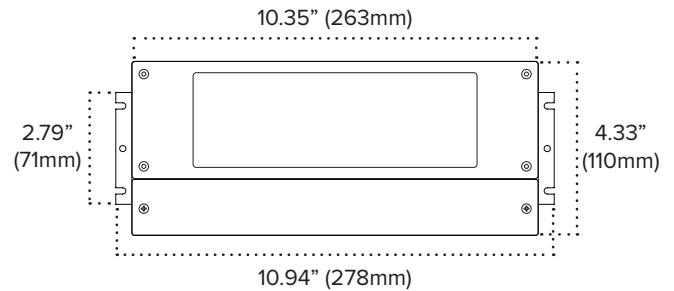
TYPE: \_\_\_\_\_

LOCATION: \_\_\_\_\_

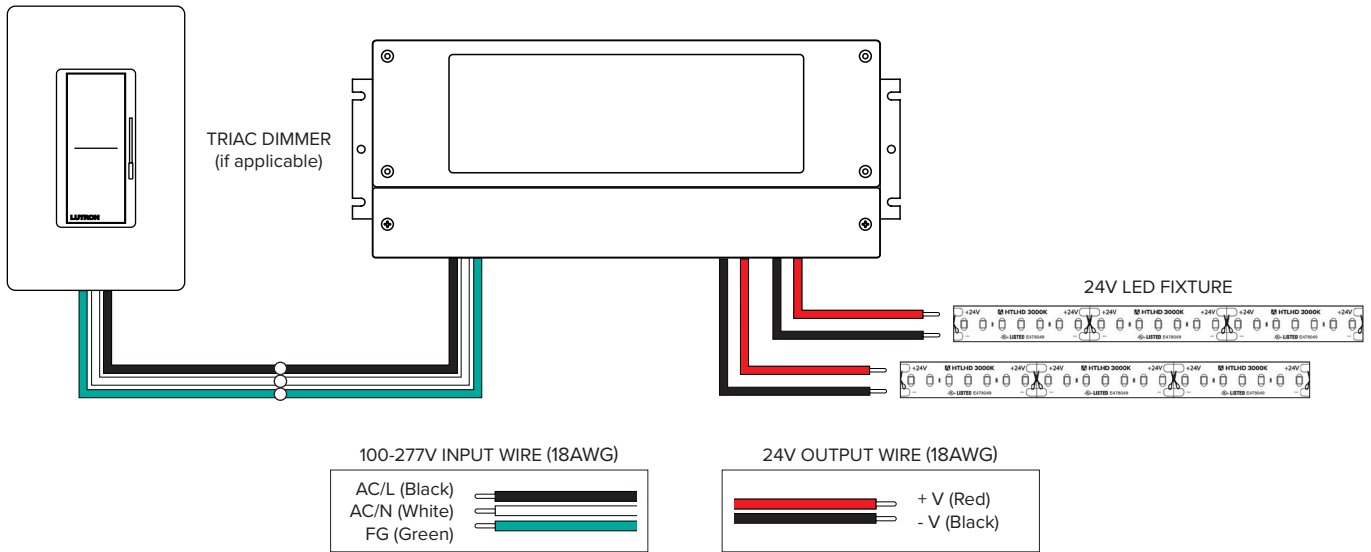
CATALOG NUMBER: \_\_\_\_\_



### ADAPTIVE PRO - 192W QUICK DIMENSIONS



**ADAPTIVE PRO - 192W TRIAC/ELV/MLV DIMMING WIRING DIAGRAM**



**ADAPTIVE PRO - 192W 0-10V WIRING DIAGRAM**

