


**PowerPEX™**

**Stub Out Elbow**

Square O Strap

- Accepts sweat, push-fitting and compression valves
- Combines easy adapting of copper stub outs with easy installation of PEX system
- Square O Straps affix easily to the Edge bracket or any backing board to provide solid installations
- Type L copper




630X246E



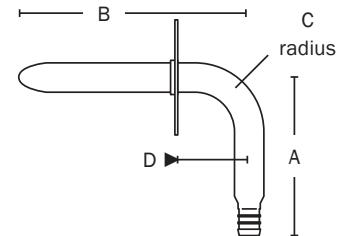
Stub out elbows combine elbow and cap in one quick and easy stub out fitting.

Item No	Connection	CTS	Dimensions				Pkg	Min Qty	Case Qty
			A	B	C	D			
630X148E	3/8" F1807	1/2"	3 1/2"	8"	1 1/4"	1 3/4"	B	25	25
630X2412E	1/2" F1807	1/2"	4"	12"	1 1/4"	1 3/4"	B	25	25
630X246E	1/2" F1807	1/2"	3 1/2"	6"	1 1/4"	1 3/4"	B	25	25
630X248E	1/2" F1807	1/2"	3 1/2"	8"	1 1/4"	1 3/4"	B	25	25
630X248EPK	1/2" F1807	1/2"	3 1/2"	8"	1 1/4"	1 3/4"	C*	20	20
630X348E	3/4" F1807	3/4"	4 1/2"	8"	1 3/4"	2"	B	25	25
630X468E	1" F1807	1"	6"	8"	2"	2 1/4"	B	10	10
630X4612E	1" F1807	1"	6"	8"	2"	2 1/4"	B	10	10



**Leakproof**

Spin closed ends have **five** times the wall thickness of the copper tube. Each fitting is factory inspected.



**PowerPEX™**


**Stub Out Elbow**

Stub Out Tee-Elbow

- Great for stub outs off 1/2" PEX runs
- Lead-free solder joint



638XT263



**Leakproof**

Spin closed ends have **five** times the wall thickness of the copper tube. Each fitting is factory inspected.

Item No	Connection	CTS	Dimensions			Pkg	Min Qty	Case Qty
			A	B	C			
638XT263	1/2" F1807	1/2"	3"	6"	1 1/4"	B	25	25
638XT283	1/2" F1807	1/2"	3"	8"	1 1/4"	B	25	25



SUPPLY

DRAINAGE

SUPPORT

APPENDIX